Chatfield MINNESOTA
THE CHOSEN VALLEY

2025

21 SE Second Street | Chatfield, MN 55923 | 507-867-3810 www.ci.chatfield.mn.us

ANNUAL BUDGET & FINANCIAL REFERENCE GUIDE

CITY OFFICIALS

Mayor	John McBroom
Councilor | Vice Mayor	Dave Frank
Councilor	Paul Novotny
Councilor	Mike Urban
Councilor	Pam Bluhm
Councilor	Josh Broadwater
Administrator	Michele Peterson
Ambulance Director	Rocky Burnett
Asst. Amb. Director	Desiree Schlichter
City Clerk	Beth Carlson
Community Development Director	Alison Bentley
Deputy Clerk	Julie Elder
Deputy Clerk	Desiree Schlichter
Finance Director	Kay Wangen
Fire Chief	Luke Thieke
Librarian	Monica Erickson
Police Chief	Shane Fox
Public Works Director	Brian Burkholder
Wastewater Superintendent	Steven Schlichter
Water Superintendent	Ryan Priebe

TABLE OF CONTENTS

Introduction — Page 2-6
2024 Capital Financial Plan Session Summary | 2025 Final Levy Dashboard & Budget-At-A-Glance

Section 1 - Levy — Page 7-18
Property Tax Levy | LGA | Pera Aid | Library

Section 2 - Net Tax Capaxity — Page 19-20
LMC Property Tax Data Report

Section 3 - Debt Service — Page 21-43
Debt Schedule Summary | Bond Cashflow Ledgers

Section 4 - Rev | Exp Budget Detail — Page 44-71
Banyon Fund | Department Revenue & Expenditure Adopted Budgets

Section 5 - Capital Improvement Plans — Page 72-82
Departmental Capital Goods | Reserve Fund Details

2024 CFP Session Summary & 2025 Final Levy Dashboard

Capital Financial Plan (CFP) Purpose

- A customized computer model that demonstrates the different financial impacts of a project by adjusting the project variables (scheduling, funding method, economic growth and inflation predictions).
- Annual planning session to review the City's financial condition and to evaluate the feasibility of future capital improvement projects and purchases (est. 2018).
- Capital financial planning helps balance the competing needs;
  - *the need to complete capital projects and*
  - *the need to preserve or improve the financial condition of the City*

2024 Planning Session Model | Values Used

- 2025 Revenue—Preliminary Levy $2,766,023—6.87% Increase Over Prior Year
  - ◊ Fire Cap $49,200 | From Fire Ops
  - ◊ Amb Cap $49,875 | From Amb Ops
  - ◊ CCTV Cap $6,000 | From CCTV Ops
  - ◊ 801 Cap $402,185 | From Clrk Mncpl Bldg Police PW SP Prk HP Trsm IT
  - ◊ 3% Inflator
- Population Growth Per Year 10 | 4 Households
- 2020-2025 Ranges
  - ◊ Market Value & Construction Inflation 5%
  - ◊ Typical water usage per month 5,000
  - ◊ 2025 Rate Increase— Water 5% | Sewer 3%
- Spending Increase % (GF, Water, Sewer) - 4%

2024 Planning Session | Conclusions

- Continue to fund internal reserve account (fund 801) with increases of at least 3%
- 2025 Rate Incr.— Water 5% | Sewer 3% || 2026 & Forward Water—2% | Sewer—0%
- 2030 Sewer fund will begin repaying General Fund $100,000 / yr
- The sewer fund is also expected to support certain road reconstructions as well to mitigate the tax impacts.
- Strives to schedule and size projects so the impacts fall within certain thresholds;
  - ◊ Maintaining a steady predictable tax rate (around 90%)
  - ◊ Debt per capita at or below $3,500
  - ◊ Long term impact to residents reasonable (between 3 and 4%)
- There is minimal capacity available for Wish List | Parking Lot items

2024 Planning Session Model | Projects On the Radar

- Routine Mill & Overlay $175,000 every 3 years commencing 2026
- Routine annual Chip Seal & Sidewalk $58,000
- 1) 2026—Road Project | Finance $1,378,125 | GO 100% Levy| 10 yr@4% | Pymnt $169,910
- 2) 2027—PW Facility | Finance $2,031,013 | GO 100% Levy| 20yr@4.5% | Pymnt $156,136 | $400,000 existing property sale
- 3) 2029 Road Project | Finance $3,190,704 50% Levy 50% Sewer| GO 50% Levy 50% Sewer| 10yr@4% | Pymnt $393,385
- 4) 2030 Sewer Repay GF | $2,000,000 | 20 yrs | Pymnt $100,000
- 5) 2030 OTR Water Storage PFA | $1,500,000 | GO 100% Water| 20 yrs@2.5% | Pymnt $96,221$1,000,000 Water Cash
- 6) 2031 Fire Eqpmnt | $500,000 | GO 100% Levy| 10yr@4% | Pymnt 61,646
- 7) 2033 Water SCADA & Meters | $530,000 Cash 100% Water|
- 8) 2038 Road Project | $3,959,863 | GO 100% Levy| 10 yr@4% | Pymnt $488,215
- 9) 2042 Fire Equipment | $600,000 | GO 100% Levy | 10yr@4% | Pymnt $73,975

Other Operational Impacts | Considerations

(Things to Remember) CFP 2025 | Budget 2026 & Beyond

Enterprise Fund (Utility) Rates

- Water Rate Increase | 2025 5% | 2026 forward—2%
- Sewer Rate Increase | 2025 3% | 2026 forward—0%

Parking Lot | Wish List Items

- Pedestrian Bridge Placement Funding
- Retaining Wall 2nd St & OTR $147,000
- 2019A Pay Off
- Camp site creation
- Burr Oak Extension
- CSAH 5 / Winona St
- Division St Improvements
- Groen Park Expansion
- County Road 10 Development

General Fund | WWTP Debt Repayment

- Validate repayment amount due ($2,000,000 CFP Prjct #4 vs. $1,055,000)
- 2030 Sewer fund will begin repaying General Fund $100,000 / yr
- The sewer fund is also expected to support certain road reconstructions

Planning Model Updates

- Update CFP 2022 Est Yr Cost to Align with Departmental Cap Plans | Rvw Variables
- Incorporate WWTP Facility Update in project list

Tax Abatement

- Tax Abtmnt. Available- $50,000 yr / 2027-2032. (Final 2012A bond pymnt 2027 | Tax Abatement Ends 2032).

2025 Final Levy Dashboard

Guiding Principles

- Maintain a steady, predictable, local tax rate (~90%) - 2025 Fianl = 88.7%
  **(w Preliminary Capacity) Pending Update.*
- Reduce the City's current debt per capita to $3,500 or less.—2025 Final $3,738
- Maintain positive reserves in the City's Enterprise Funds.
- Budget based on specified needs & goals.
- Work plans are based on specific outcomes for results based budgeting.
- Maintain public safety and public works programming that reasonably assures the public of their safety, convenience, and maintenance of property value.
- Develop and maintain technology, communication and administrative services that allow all interested parties to be well informed while protecting the City's critical data and operating systems.
- Maintain the city's strong bond rating and financial position (AA).
  ** The City's AA bond rating ranks Chatfield among the upper tier of cities in the State relative to its credit rating.*

Cost Drivers

- Escalating Equipment Prices.
- Technology Equipment | Security
- Insurance
- Inflation

Included In This Budget

- 1 Time $91,500 Street Dept | 2023A Construction Fund balance offset
- + .5 Admin for staff transition preparation
- + 1 Ambulance staff—call coverage
- 2022B Bond first levy—PW Facility
- Increased Street & Pool capital goods funding
- 4% Salary grid adjustment
- PTO Conversion Funding

Not Included (Previously Discussed)

- Camp Site creation, LTD benefit, Groen Park Walking Bridge,

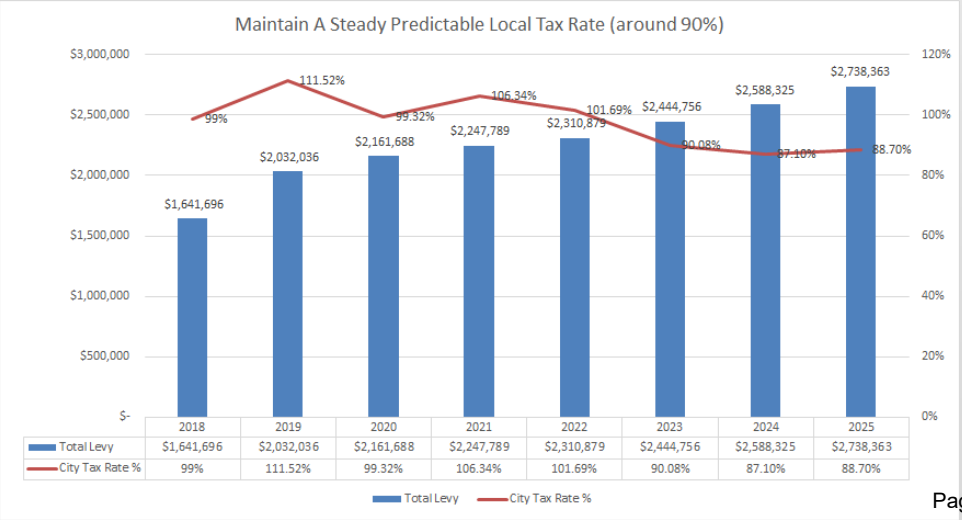

2025 Budget Based on Needs & Goals

- **General Fund | Administration 100-41500**
  Prepare staffing transition plan for personnel changes that are likely to occur in the next five years | Continue to evaluate and refresh business practices. | Focus on building stronger collaboration with internal and external stakeholders.
- **General Fund | Municipal Bldng. | 100-41940**
  Switch elevator maintenance agreement to Otis state contract for cost reduction
- **General Fund | Police Dept. | 100-42110**
- **General Fund | Streets | 100-43100**
  Prepare for 2026 major street overlay project | Replace street sweeper (capital plan 2024) | Replace John Deere front end loader 2025
- **General Fund | Swimming Pool | 100-45124**
  Pool Manager transition | Establish Capital Plan
- **General Fund | Parks | 100-45200**
  Complete walking bridge installation | Remodel tourist center / City Park bathrooms | Upgrade Mill Creek Park walking path (partial replacement) | Change to natural CRP / wildflower coverage in Groen Park & Mill Creek Park
- **Library | 211**
  Upgrade website from WordPress to Streamline | Remodel | Seek opportunities to expand and enrich collection with nontraditional items and formats | Sustain and ideally enhance the increased level of programming established in 2024
- **Ambulance | 230**
  Review staffing model | compensation to enhance coverage
- **EDA | 240**
  Hotel | Housing |Redevelopment | Prospect / Existing Business Assistance
- **Water | 601**
  Upgrade 3 hydrants - include concrete & bituminous repairs | Replace booster station VFD | Replace well 2 VFD (complete with water project)
- **Waste Water | 602**
  Land application of Biosolids | Keeping up with maintenance on aging facility | Identify all 6 inch sewers and damaged sewers / manholes | Sell 4" trash pump | Crack repair building

Averaged Property Tax Breakdown by Jurisdiction

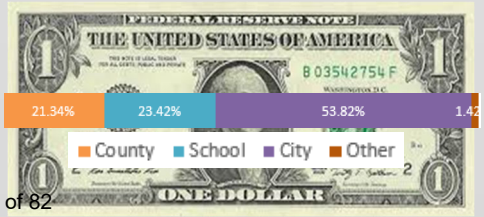

Property Tax Breakdown by City Services Activity

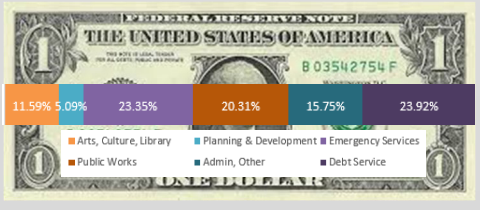

2024 CFP Session Summary & 2025 Preliminary Budget Dashboard

Supporting Details | Bridging the Model & Operations

2024 CFP Planning Tool | Tax Rate Projections

- Detailed by activity: Operations | Capital Goods | Existing Debt Service | Sewer Related Debt Service | New Debt for Projects on the Radar

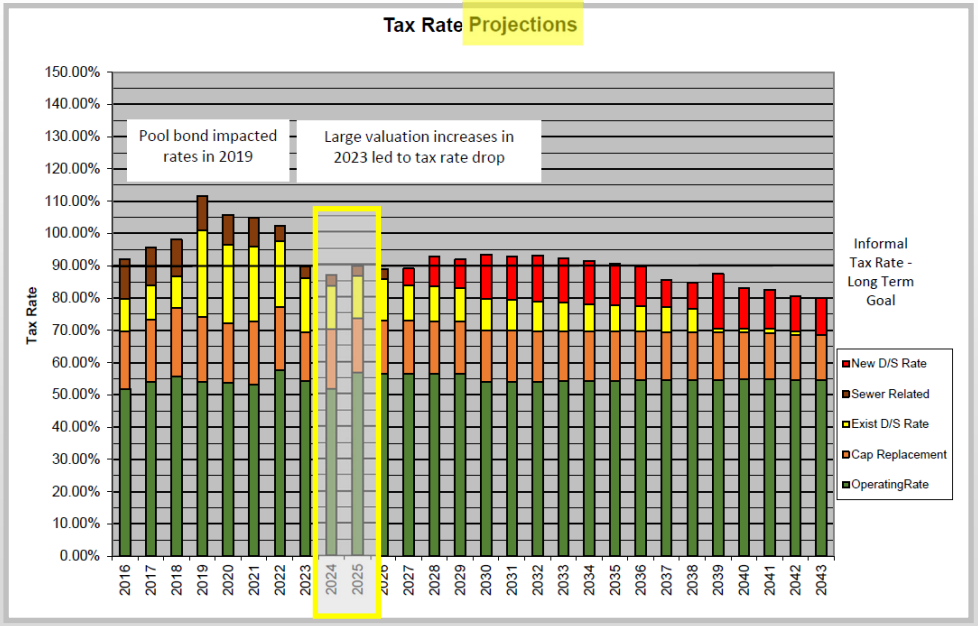

2024 CFP Planning Tool | Debt Per Capita Projections

- Displaying Existing Debt & Projected New Debt for Projects on the Radar

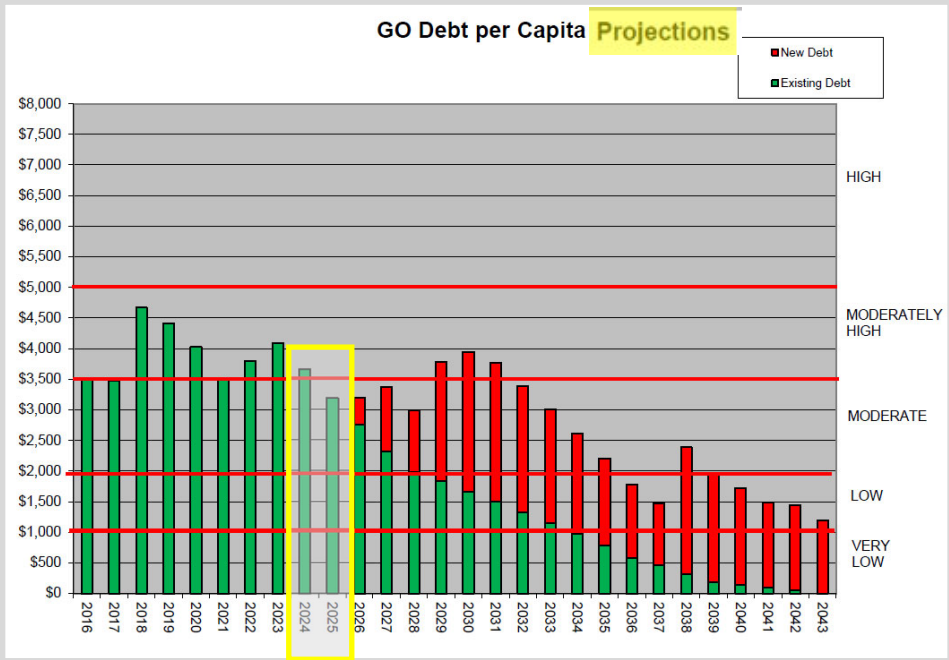

Tracking Results

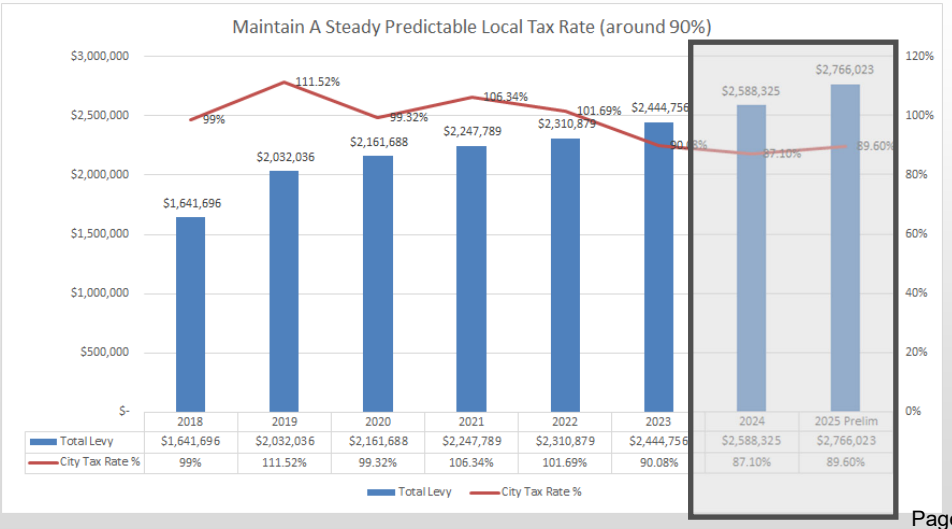

	2018	2019	2020	2021	2022	2023	2024	2025 Prelim
Total Levy	$1,641,696	$2,032,036	$2,161,688	$2,247,789	$2,310,879	$2,444,756	$2,588,325	$2,766,023
City Tax Rate %	99%	111.52%	99.32%	106.34%	101.69%	90.08%	87.10%	89.60%

Tracking Results

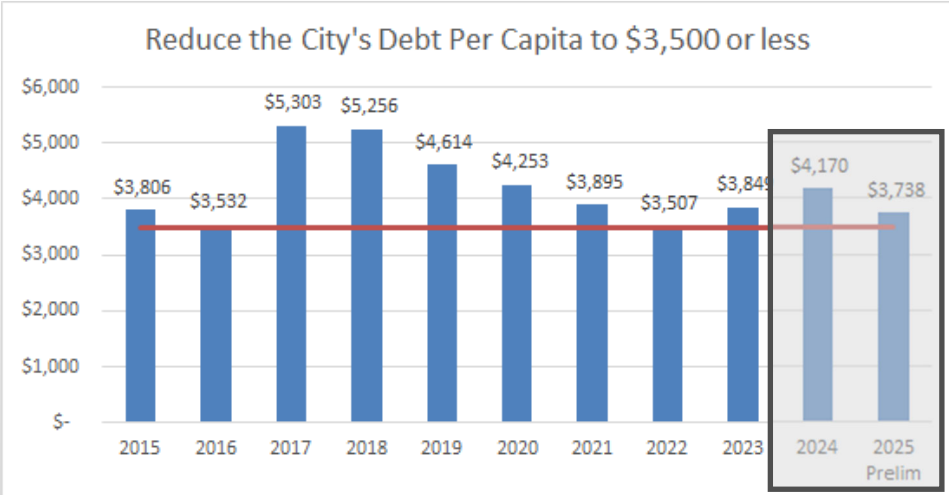

2024 CFP Session Summary & 2025 Preliminary Budget Dashboard

Supporting Details | Bridging the Model & Operations

2024 CFP Planning Tool | Resident Impacts Projections

Property Tax Impact for City Services

- Annual cost for city services on a home valued $340,000, 5% MV inflation, 5K gallon per month water user, displaying portion related to taxes, water and sewer
  Goal—Maintain impact to residents reasonable (between 3 and 4%)

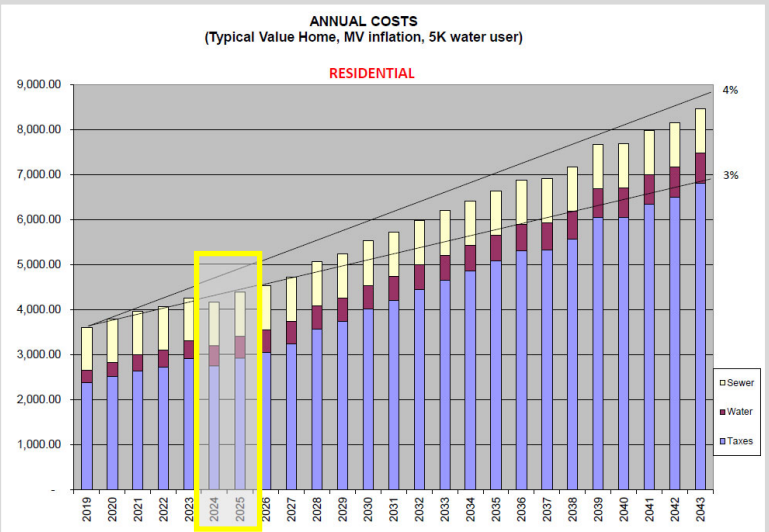

Water & Sewer Utility Bill Projections

A minimum bill i(~2,000 gallons per month) in 2024 is ~$84.00—excluding taxes & surcharges.

- The projections reflect a 5,000 gallon per month user at approximately $115.00 (excluding garbage, taxes & surcharges)

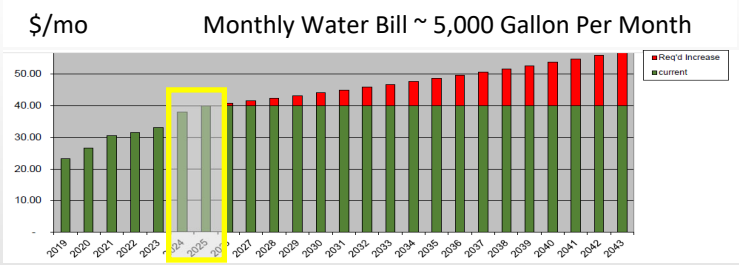

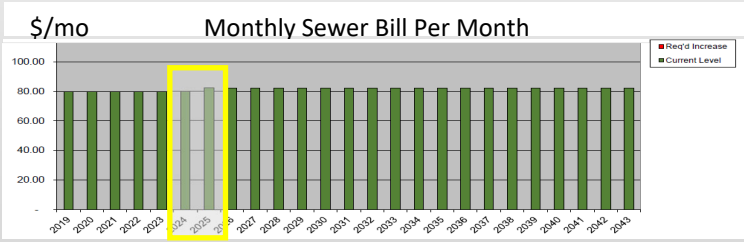

2024 CFP Planning Tool & Operations Bridge | Debt Service Levy Schedule with Projects on the Radar Overlay

Current Debt Levy Schedules
(as of February 2024)

Year	2025 Prelim	2026	2027	2028	2029	2030	2031	2032	2033	2034	2035	2036	2037	2038	2039
		RtnM&Ovrly $175,000			RtnM&Ovrly $175,000			RtnM&Ovrly $175,000			RtnM&Ovrly $175,000			RtnM&Ovrly $175,000	
2016A - Refunding	$ 95,000	$ 98,000													
2017A - Enterprise Drive	$ -	$ 18,000	$ 18,000												
2018A - Swimming Pool	$ 300,298	$ 299,450	$ 298,452	$ 302,298	$ 300,846	$ 299,250	$ 302,492	$ 300,447	$ 308,240	$ 305,111	$ 306,656	$ 307,879	$ 308,777	$ 309,349	
2019A - Street Lights	$ 35,302	$ 36,205													
2023A - Grand/Prospect	$ 199,101	$ 198,902	$ 198,503	$ 197,904	$ 197,106	$ 201,096	$ 194,712	$ 198,303	$ 196,508	$ 199,500	$ 197,106				
2022A - Water/Storm	$ 18,022	$ 18,060	$ 18,086	$ 17,918	$ 17,927	$ 17,924	$ 17,909	$ 18,065	$ 18,022	$ 17,966	$ 18,081	$ 17,997	$ 18,083	$ 17,969	$ 18,026
2022B - Peoples Site	$ 68,828	$ 69,386	$ 68,828	$ 69,207	$ 69,466	$ 68,608	$ 68,688	$ 68,648	$ 69,486	$ 69,147	$ 69,684	$ 69,047	$ 69,286	$ 69,346	$ 69,227
	Annl ChpSl & SW $58,000	$58,000	$58,000	$58,000	$58,000	$58,000	$58,000	$58,000	$58,000	$58,000	$58,000	$58,000	$58,000	$58,000	Annl ChpSl & SW $58,000
		1 Road Prjct $1,378,125	2 PW Fclty $2,031,013		3 Road Prjct $3,190,704	4 SwrRpyGF $100,000	$100,000	$100,000	$100,000	$100,000	$100,000	$100,000	$100,000	$100,000	4 SwrRpyGF $100,000
						5 WtrStrg $1,500,000	6 Fire Equip. $500,000		7 WtrSCDA $530,000					8 RoadPrjct $3,959,863	

Chatfield MINNESOTA

Includes: 4% Pay Includes: 4% Pay Grid | +1 Amb Dept |+.5 Clerk Transition Prep
|$91,500 Street DS Offset | PTO Conversion Funding

Budget At A Glance

GENERAL FUND	2024 Council 09/25/2023 Revenues	2024 Council 09/25/2023 Expenses	2024 Levy	2025 Budget a Revenues	2025 Final Levy Budget at a Glance - 2025 Final 12/09/2025 Revenues (excldng Levy)	Expenses	Fund Balance | Bdgt Adj +Inc(low) | -Dec(High) Cash Flow Policy Adj.	2025v5 5.87% Levy	% Change 2024 to 2025	Comments
LGA / PERA Aid-33401	$ 949,457			$ 950,380	$ 950,380				0.10%	*Certified*
Interest Income-36210	$ 14,000			$ 17,000	$ 17,000					
General Services Transfer In-34020	$ 128,792			$ 143,050	$ 143,050					
41100- Legislative Dept.		$ 70,836				$ 67,580				
41200- Hist. Society ? Add to MnclplBldg		$ 900				$ -				
41410- Elections		$ 8,400				$ 1,800				
41500- Clerk/Finances	$ 15,675	$ 559,921		$ 10,850	$ 12,861	$ 638,686				*+ .5 Admin Staff & PTO Cnvrsn Fndng*
41910- Planning & Zoning	$ 1,505	$ 73,450		$ 2,600	$ 2,600	$ 71,750				
41940- Municipal Buildings	$ 1,100	$ 85,200		$ 700	$ 700	$ 88,821				
42110- Police Department	$ 63,850	$ 755,831		$ 80,022	$ 78,011	$ 787,697				*+ PTO Cnvrsn Fndng*
42400- Building Code	$ 16,525	$ 26,200		$ 751	$ 751	$ 100				
43100- Street Maintenance	$ 7,000	$ 627,868		$ 6,651	$ 6,651	$ 754,811				*1x$91,500 + PTO Cnvrsn Fndng*
45124- Swimming Pool	$ 94,170	$ 183,820		$ 96,401	$ 96,401	$ 210,369				
45200- Parks	$ 1,950	$ 223,598		$ 502	$ 502	$ 231,385				*+ PTO Cnvrsn Fndng*
46323- Heritage Presv *2025 240-46630	$ 500	$ 18,105		$ -	$ -	$ -				*8/2/2024 Moved to 240-46630*
46630- Community Development *2025 240-46630	$ 10,475	$ 24,688		$ -	$ -	$ -				*8/2/2024 Moved to 240-46630*
General Fund Total Rev | Exp	$ 1,306,499	$ 2,667,527	$ -	$ 1,308,907	$ 1,308,907	$ 2,852,999	$ -	$ -		
GENERAL GOVERMNENT LEVY-31010			$ 1,361,028				$ -	$ 1,544,092	6.73%	*1 Time Exception $91,500 Street Dept 2023A Offset*
Services	**Revenues**	**Expenses**	**Levy**	**Revenues**	**Revenues**	**Expenses**		**Levy**		
211-31010 Library Levy			$ 204,880	$ 106,459	$ 106,459	$ 331,056		$ 224,597	9.62%	
220-31010 Fire Department Levy			$ 70,000	$ 82,550	$ 82,551	$ 168,158		$ 70,000	0.00%	*High Fund Balance Levy = 2024*
230-31010 Ambulance Levy			$ 79,300	$ 310,087	$ 310,088	$ 453,131		$ 143,043	80.38%	*+1 FT and balance budget*
240-31010 EDA Levy			$ 78,517	$ 1,650	$ 1,650	$ 102,030		$ 100,380	27.84%	*Includes Heritage Pres.*
250-31010 Center for the Arts Levy			$ 90,000	$ 2,300	$ 2,300	$ 78,000		$ 75,700	-15.89%	*High Fund Balance reduced $14,300*
614-31010 CCTV Levy			$ 15,600	$ 30,500	$ 30,500	$ 69,059		$ 17,000	8.97%	*CPS Contrbution Eliminated | High Fund Balance Adj*
TOTAL SERVICES LEVY			$ 538,297					$ 630,720	17.17%	
Debt Service		**2024**						**Levy**		
2012A | 332-Wtr Twr (2027)			$ -					$ -		*CPS & FC Abtmnt + Water Revenue*
2014A | 334-Twfrd/Bnch (2025)	*Final - Close 2025*		$ 42,000					$ -		*2024 Final Levy | 2025 Final Payment*
2016A | 335-WWTP (2028)			$ 102,000					$ 95,000		
2017A | 338-Enterprise Drive (2028)	*Pay Off 2024?*		$ -					$ -		*Fund from Small Cities or WWRpymnt*
2018A | 340-Pool (2039)			$ 317,000					$ 300,298		
2019A | 342-Street Lights (2027)	*Pay Off 2024?*		$ 38,000					$ 35,302		
2022A | 343-Wtr Storm (2043)	*Levy vs xfer from storm*		$ -					$ 18,022		
2022B | 344-PW Facility (2043)	*2025 First Levy*		$ -					$ 68,828		*2025 First Levy*
2023A | 323-Grand Prospect St	*me -153,000 CF blnce to fund wall*		$ 190,000					$ 46,101		*$199,101 Schd less ~ CF balance $153,000*
DEBT SERVICE LEVY			$ 689,000					$ 563,551	4.00%	*1 Time Exception $153,000 2023A Street Dept Offset*
										4% Salary Grid Adjustment
Levy Total			$ 2,588,325					$ 2,738,363		*+1 Amb +.5 Admin*
Increase in Tax Levy			$ 143,569					$ 150,038		*+ Street & Pool capital goods funding*
Percent Increase over Prior Year			5.87%						5.80%	*$150,000 Bond / Street Offset*

NET TAX CAPACITY	TxsPyble2024 (AssmntYr2023)	2025v5 5.87%
Fillmore County NTC	$ 1,773,172	$ 1,857,667
Olmsted County NTC	$ 1,198,579	$ 1,229,550
Net Taxable Tax Capacity	$ 2,971,751	$ 3,087,217
Increase in Tax Capacity	$ 257,905	$ 115,466
% Increase in Tax Capacity	9.503%	4%
Certified Final Levy	$ 2,588,325	$ 2,738,363
City Tax Rate	87.10%	88.70%
Goal: Maintain a steady, predictable local tax rate.		*0*
Debt Per Capita	$ 4,170	$ 3,738
Goal: Reduce the debt per capita to $3,500 or less		

Resolution 2024-46
Certifying the Final Property Tax Levy for Taxes Payable in 2025

WHEREAS, the City of Chatfield has prepared a budget for the operations of the City of Chatfield for the 2025 calendar year, and

WHEREAS, it has been determined that a property tax levy in the amount stated below is necessary to meet the needs outlined in the budget:

Fund Name	2025
General Fund (100)	$1,544,092
Library Fund (211)	$224,597
Fire Department (220)	$70,000
Ambulance Department (230)	$143,043
EDA (240)	$100,380
Center for the Arts (250)	$75,700
CCTV (614)	$17,000
Debt Service:	
2016A Debt Service	$95,000
2019A Debt Service	$35,302
2022A Debt Service	$18,022
2022B Debt Service	$68,828
2023A Debt Service	$46,101
Total Non-Referendum Base Levy:	
2018A Referendum Based Levy	$300,298
Total Tax Asking	$2,738,363

And WHEREAS, the budget and proposed tax levy has been presented to the public at a regular meeting of the City Council in compliance with Truth in Taxation regulations, and

NOW, THEREFORE, BE IT RESOLVED by the Common Council of the City of Chatfield, County of Fillmore, Minnesota, that the 2025 final budget and property tax levy be adopted,

BE IT FURTHER RESOLVED that the special levies established by prior resolutions hereby be amended to the above stated amounts.

AND BE IT YET FURTHER RESOLVED that the City Administrator is hereby instructed to transmit a certified copy of this resolution to the county Auditor of Fillmore County, Minnesota.

Approved December 9, 2024
/s/Beth M Carlson
City Clerk
City of Chatfield

Resolution 2024-24
Certifying the Proposed Property Tax Levy for Taxes Payable in 2025

WHEREAS, the City of Chatfield has prepared a budget for the operations of the City of Chatfield for the 2025 calendar year, and

WHEREAS, it has been determined that a property tax levy in the amount stated below is necessary to meet the needs outlined in the budget:

Fund Name	2024
General Fund	$1,571,752
Library Fund	$224,597
Fire Department Fund	$70,000
Ambulance Fund	$143,043
Economic Development Authority Fund	$100,380
Center for the Arts Fund	$75,700
CCTV Fund	$17,000
Debt Service:	
2016A Debt Service	$95,000
2019A Debt Service	$35,302
2022A Debt Service	$18,022
2022B Debt Service	$68,828
2023A Debt Service	$46,101
Total Non-Referendum Base Levy	$263,253
2018A Referendum Based Levy	$300,298
Total Tax Asking	$2,766,023

And WHEREAS, the budget and proposed tax levy will be presented to the public at a regular meeting of the City Council in compliance with Truth in Taxation regulations, and

WHEREAS, the City Council would like to declare a date, time and place of that regular meeting at which public input will be invited,

NOW, THEREFORE, BE IT RESOLVED by the Common Council of the City of Chatfield, County of Fillmore, Minnesota, that the 2025 preliminary budget and property tax levy be adopted,

BE IT FURTHER RESOLVED that the special levies established by prior resolutions hereby be amended to the above stated amounts.

AND BE IT YET FURTHER RESOLVED that the proposed budget and tax levy will be discussed at 7:00 p.m. on Monday, December 9, 2024, during the regularly scheduled meeting of the Chatfield City Council which will be held at the Thurber Community Building, at 21 Second Street SE.

Olmsted County
PROPERTY RECORDS & LICENSING
RECORDS AND REVENUE

"World Class Customer Service"

Truth-In-Taxation hearing information

Please complete and return to
kay.kuster@olmstedcounty.gov

Date: Monday, December 9th, 2024

Time: 7:00 pm

Location of Meeting:

Building: Thurber Community Building

Room: Council Chambers

Street Address: 21 Second Street SE

City, State, Zip: Chatfield, MN 55923

Contact Person: Michele Peterson

Phone Number: 507-867-3810

Website: www.ci.chatfield.mn.us

Will there be a referendum this year? No

Name and phone number of the person completing this form:

Kay Wangen 507.867.3810

Kay E. Kuster
Property Tax Specialist
507-328-7534
kay.kuster@olmstedcounty.gov

DEPARTMENT OF REVENUE

2025 Property Tax Levy Report

COMPLETE AND EMAIL TO: PropTax.Admin@state.mn.us

Name of Governmental Unit	Name of Person Filling out Form
City of Chatfield	Michele Peterson
Official City Email Address (example: city@ci.cityville.mn.us)	**Telephone**
mpeterson@ci.chatfield.mn.us	(507) 867-3810

1. Bonded Indebtedness (Net Tax Capacity Based) $ 563,551
2. Certificates of Indebtedness $_____
3. Payments for Bonds of Another Local Unit of Government $_____
4. Principal and Interest on Armory Bonds $_____
5. Market Value Based Referendum Levies $_____
6. Increases in Matching Fund Requirements for State or Federal Grants $_____
7. Preparing for or Repairing the Effects of Natural Disasters $_____
8. Correction for an Error in the Final Levy Certified to the County Auditor in the Preceding Year $_____
9. Levies for Economic Development Tax Abatements under M.S. 469.1815 $_____
10. PERA Employer Contribution Rate Increases $_____
11. Operating or Maintenance Costs of a County Jail or Correctional Facility* $_____
12. Operation of a Lake Improvement District $_____
13. Repayment of a State or Federal Loan Related to a State or Federal Transportation or Other Capital Project $_____

14. Levy for Storm Sewer Improvement District Costs under M.S. 444.20 $_____

15. Costs for the Maintenance and Support of Society for the Prevention of Cruelty to Animals under M.S. 343.11 $_____

16. Health and Human Service Costs Due to Reduction in Federal Grants* $_____

17. Foreclosed or Abandoned Residential Property Costs $_____

18. Wages and Benefits of Sheriff, Police, and Fire Personnel $_____

19. Half the Costs of Confining Sex Offenders Undergoing the Civil Commitment Process* $_____

20. County Human Service Costs* $_____

21. Levy for All Other Purposes Not Listed Above $ 2,174,812

22. Total Payable 2025 Certified Levy (Sum of Lines 1 to 21) $ 2,738,363

* Applies only to county governments

I, the budget officer of the above-named county or city, certify that the foregoing figures are accurate to best of my knowledge.

	City Administrator	12/10/2024
SIGNATURE OF BUDGET REPRESENTATIVE	TITLE	DATE

Note: Please return the completed form to the Department of Revenue by December 30, 2024.

DEPARTMENT OF REVENUE

Certification of Truth in Taxation Compliance

TNT

for Taxes Payable in 2025 *(Minnesota Statutes, section 275.065, subdivision 7)*

Due on or before December 30, 2024. Email as PDF to: PropTax.Admin@state.mn.us.

Email separately. Do not mail. Do not attach to any other documents.

Print or type

Name of Governmental Unit			Name of Person Filling Out Form
City of Chatfield			Michele Peterson
Mailing address			
21 Second Street SE			
City	State	Zip code	Email Address
Chatfield	MN	55923	mpeterson@ci.chatfield.mn.us

Proposed Levy Cert.

Certification of 2025 PROPOSED Property Tax Levy *(Not the final property tax levy)*

Date certified to county auditor (mm/dd/yyyy)	Net Levy Amount (Do not leave blank. Must be a dollar amount.)
09/23/2024	$2,766,023

TNT Meeting

Truth in Taxation Public Meeting *(Must be after Nov. 24 and no later than Dec. 30)*

Date meeting held (mm/dd/yyyy)	Time meeting held
12/09/2024	7:00 p.m.

Final Levy Certification

Certification of 2025 FINAL Property Tax Levy

Date certified to county auditor (mm/dd/yyyy)	Net Levy Amount (Do not leave blank. Must be dollar amount.)
12/10/2024	$2,738,363

If final levy is higher than proposed, an explanation is required

Certify here

☑ *I certify that I am a public officer or employee who is authorized to submit this information and that it is true and correct to the best of my knowledge. I understand that anyone giving false information is subject to a fine of up to $3,000 and/or up to one year in prison. (Minnesota Statutes, section 609.43)*

Signature of authorized representative	Title	Date
	City Administrator	12/10/2024

Notifications: Sign up for Truth in Taxation updates through GovDelivery on the Department of Revenue's Truth in Taxation webpage.

Property Tax staff will notify you of any issues. Due to the high volume of submissions, we do not provide confirmation of submission.

REMINDER: Cities with populations under 500 do not need to submit a compliance form.

Summary of Local Government Aid (LGA) Certified for 2025

Use of Formula Aid
For aids payable in 2025, the calculation of formula aid (aid increase) was the unmet need in the current year less the certified aid in the previous year multiplied by the aid gap percentage.

Minimum Aid Calculation
For aids payable in 2025 and thereafter, the total aid for a city must not be less than the amount it was certified to receive in the previous year minus the lesser of $10 multiplied by its population, or five percent of its net levy in the year prior to the aid distribution.

Appropriation
The total LGA appropriation for aid payable in 2025 is $644,398,012.

Data Used in LGA Calculations

The following is an explanation of the variables used to calculate your city's 2025 LGA certified amount certified on July 31, 2024.

Transformed Population: Transformed population is equal to the logarithm to the base 10 of the population. It is used in the need factor formula for small cities.

Pre-1940 housing units: The total number of housing units in your city that were constructed before 1940 according to the 2022 Federal Census. It is used in the need factor formulas for medium and large cities.

Total housing units: This is the total number of all housing units in your city (both vacant and occupied) according to the 2022 Federal Census.

Peak population decline: This is a city's population decline (if any) from its highest population in a decennial census from 1970 or later.

Commercial Industrial Utility (CUI) percentage: Commercial Industrial Utility percentage is the share of a city's tax base classified as class 3 property and is used as a need factor in the formula for medium and large cities.

Population age 65 and over (City Age Index): City age index is the share of a city's population aged 65 and older. It is used in the need factor population for large cities.

Tax Effort Rate: This is the net levy for all cities divided by the sum of the city net tax capacity for all cities. The tax effort rate is the same for all city calculations.

City Revenue Need

City revenue need is defined in three separate calculations based on population.

Small Cities
The formula for cities with a population less than 2,500 (small cities) is:

1) (220.877 x transformed population) + 196.487

Medium Cities
The formula for cities with a population between 2,500 and 10,000 (medium cities) is:

1.15 multiplied by the sum of:

	497.308+	
1)	Pre-1940 Housing Percentage	X 6.667
2)	CUI percentage	X 9.215
3)	Peak Population Decline	X 16.081

Large Cities
The expenditure formula for cities with a population of 10,000 or more (large cities) includes the following variables multiplied by the respective coefficients:

1.15 multiplied by the sum of:

	293.056+	
1)	Pre-1940 Housing Percentage	X 8.572
2)	City Age Index	X 11.494
3)	CUI percentage	X 5.719
4)	Peak Population Decline	X 9.484

Transition Factors

The formula provides for a transition mechanism for cities between the three need formulas.

Small to Medium Cities
For cities with a population of at least 2,500 but less than 3,000 the city revenue need is equal to (1) the transition factor times the medium city revenue need, plus (2) 630 times the difference between one and the transition factor.

For the purposes of revenue need the transition factor is .2 percent times the amount that the city's population exceeds the minimum of its size threshold.

Medium to Large Cities
For cities with a population of at least 10,000 but less than 11,000 the city revenue need is equal to (1) the transition factor times the large city revenue need, plus (2) the medium city revenue need times the difference between one and the transition factor.

For the purposes of revenue need the transition factor is .1 percent times the amount that the city's population exceeds the minimum of its size threshold.

Unmet Need

Unmet need is the difference between (1) its city revenue need multiplied by its population, and (2) its city net tax capacity multiplied by the tax effort rate.

Formula Aid

The formula aid (aid increase) for a city is equal to the difference between its current unmet need and its certified aid in the previous year multiplied by the aid gap percentage.

Certified LGA Payment Dates

LGA payable in 2025 will be paid to qualifying cities on July 20, 2025, and December 26, 2025.

Questions?

Questions regarding Local Government Aid should be directed to:

proptax.admin@state.mn.us.

or

Bill Sparks
bill.sparks@state.mn.us
(651) 556-6095

DEPARTMENT OF REVENUE

CITY NAME	Certified 2025 LGA
TOTALS	**$644,398,012**
BYRON	$500,004
CHATFIELD	$950,380
EXCELSIOR	$0
EYOTA	$650,472
HARMONY	$380,194
HARRIS	$222,758
PINE ISLAND	$744,206
PLAINVIEW	$973,002
PLATO	$44,604
PRESTON	$539,303
PRINCETON	$1,[illegible]
SPRING VALLEY	$1,025,570
ST CHARLES	$1,165,865
STEWARTVILLE	$1,317,784
[illegible]	$1,[illegible]
ZUMBROTA	$821,884

August 13, 2024

Dear Minnesota City Clerks,

Thank you for your commitment to ensuring your city's residents have access to public library services. The attached documentation provides your city's state-certified level of library support for 2025. Minnesota Statutes, sections 134.34 and 275.761 establish the amount at 90% of the state-certified level of support set in 2011.

Please be advised that should a city fall below its state-certified level of library support, Minnesota Statutes, section 134.34, subdivision 4 requires removal of the city from State Library Services' funding formulas. This would greatly reduce the breadth and depth of library services available to the city's residents.

Thank you again for your continued support of Minnesota's libraries. Together, we can ensure that all Minnesota residents benefit from quality library services.

Sincerely,

Emma De Vera

Emma De Vera
State Library Program Specialist

August 2024

CERTIFICATION OF MINIMUM LOCAL SUPPORT REQUIREMENT: 2025

This is to certify the 2025 minimum level of financial support to be provided for operating expenses for public library services and participation in the regional public library system programs pursuant to *Minnesota Statutes,* Chapter 134.34 for the city of:

Chatfield

The state-certified level of library support for 2025 is: **$74,745**

This amount represents the equivalent of 90% of the official 2011 state-certified level of library support.

City	2023 Population	Total Net Tax Capacity of Real and Personal Property	TIF Retained Captured Value NTC	Taxable NTC - Fully Taxable	Total Referendum Market Value of Real and Personal Property	County NTC Rate	City NTC Rate	School NTC Rate	Special NTC Rate	Total NTC Rate	2024 LGA	City Certified Levy
Byron	6,688	9,586,211	-	9,586,211	887,567,730	43.13%	60.60%	38.65%	1.68%	144.06%	499,478	5,809,491
Chatfield	3,005	2,991,922	20,171	2,971,751	287,077,381	32.63%	86.86%	19.37%	0.68%	139.54%	949,457	2,581,293
Eyota	2,036	2,145,481	10,152	2,135,329	204,260,565	43.09%	45.54%	25.94%	1.68%	116.25%	649,668	972,499
Harmony	1,047	1,099,139	42,065	1,057,074	101,310,300	26.69%	83.51%	7.90%	0.00%	118.10%	379,993	882,801
Pine Island	3,888	4,826,410	90,596	4,734,332	433,222,549	40.94%	80.97%	25.11%	1.17%	148.19%	743,554	3,833,518
Plainview	3,494	3,669,565	33,258	3,636,307	337,898,275	38.53%	75.29%	12.29%	0.31%	126.42%	971,892	2,737,666
Preston	1,343	1,360,803	53,681	1,307,122	120,665,700	26.69%	91.94%	7.90%	0.00%	126.52%	539,116	1,201,709
Spring Valley	2,478	2,004,865	33,540	1,971,325	186,909,000	26.69%	92.45%	17.06%	0.00%	136.19%	1,024,726	1,822,427
St. Charles	4,037	4,453,336	123,365	4,329,971	411,971,600	35.83%	51.96%	19.62%	0.47%	107.87%	1,164,066	2,249,853
Stewartville	6,738	7,248,996	78,972	7,170,024	650,207,192	41.40%	61.94%	17.44%	0.00%	120.79%	1,315,807	4,441,113
Zumbrota	3,993	5,569,873	82,123	5,487,750	493,524,301	40.79%	47.90%	25.94%	0.99%	115.63%	820,831	2,628,798

End of Data

League of Minnesota Cities - Property Tax Reports - 2024 (2025 Not Yet Available 2024 1212)

2024 Property Tax Data Table: Column Definitions

Unless otherwise noted, the data is computed from the 2024 abstract of tax lists and other information from the Minnesota Department of Revenue. The data is from the PRISM database.

Total tax capacity—the total tax capacity for taxes payable in 2024. Tax capacity is determined by multiplying a property's market value by its classification rate. Each property is assigned a classification rate depending on its use.

Captured TIF tax capacity—the captured tax capacity within tax increment financing districts for taxes payable in 2024.

Fiscal disparity contribution tax capacity—the tax capacity contributed to the metropolitan and iron range fiscal disparities programs for taxes payable in 2024. Cities in Anoka, Carver, Dakota, Hennepin, Ramsey, Scott, Washington, Lake, and Cook counties and portions of St. Louis, Itasca, Crow Wing, Aitkin, and Koochiching counties are affected by these programs.

Taxable tax capacity—the taxable tax capacity for taxes payable in 2023. The taxable tax capacity is computed by subtracting the power line tax capacity, the captured TIF tax capacity, and the fiscal disparities contribution capacity from the total tax capacity of each city. This is the tax base used to compute the local tax rate.

Fiscal disparity distribution tax capacity—the tax capacity received from the fiscal disparities programs for taxes payable in 2024. Only cities located within the Twin Cities metropolitan area and the taconite relief area are affected by these programs.

State levy tax capacity—the tax capacity of commercial, industrial, and seasonal recreational property that is subject to the state property tax. For taxes payable in , the state levy tax capacity is split between cabins (5 percent) and commercial/industrial (95 percent).

Average tax rates—these columns provide the average 2024 tax rates for county, city, school, and special districts within each city. Average tax rates are provided because the city may be overlapped by several school districts, counties, or special taxing districts. For example, portions of St. Cloud are located within Stearns, Sherburne, and Benton counties and within the Sauk Rapids (ISD #47) and the St. Cloud (ISD #742) school districts. Please note that the average total rate does not include market value-based referenda levies.

Market value tax rates—these columns provide the average 2024 market value tax rates for cities, counties, and schools within each city.

Certified 2024 LGA—the amount of local government aid each city was set to receive in 2024 when the Department of Revenue certified the amounts in July.

2024 city certified levy—the amount of property taxes each city expected to receive in 2024 when it certified its levy to the county in December 2023.

2024 fiscal disparities distribution levy—the amount of 2024 city levy raised through the fiscal disparities program. (Source: House Research and Department of Revenue.)

2024 city net levy—the city levy actually used to compute the local tax rate. The net levy is computed by subtracting the fiscal disparity distribution levy (if applicable) from each city's certified levy.

Current and Future Debt Schedules - February 2024

Levy | Water | Sewer

	2024	2025	2026	2027	2028	2029	2030	2031	2032	2033	2034	2035	2036	2037	2038	2039	2040	2041	2042	2043
Current Debt																				
2016B	Water																			
	Meters																			
2012A	Water Tower -Hillside																			
2017B	Enterprise																			
	Drive																			
2016A	Refund																			
	2010 A & 2011A																			
2023A	Grand &																			
	Prospect St																			
2018A	Swimming Pool																			
2022A	Water &																			
	Storm Imp																			
2022B	Public Works Facility																			
Future Projects, Capital Financial Plan																				
Mill and Overlay Project		Construction																		
Road Reconstruction or Extension			Construction																	
Public Works Building				Construction	20 Year Bond															
OTR Water Storage					Construction	20 Year Bond														

Chatfield MINNESOTA "THE CHOSEN VALLEY"

Bond Cashflow Ledger Combined Summary

2012A-$1,990,000 GO Xover Rfnd (2008A) — Water Tower Hillside Dr

		Revenue						TTL Rev	PymntTtl	Prjctd Blnc
Year	Mo | Day	TinWtr	TinWW	TInGF	LEVY + (LvyAbtmnt)	SpclAssmnt	FC|ISD Abtmnt	$ -	P&I	ActlBlnc
2024 Total		$ 82,000	$ -	$ -	$ -	$ -	$ 42,469	$ 124,469	$ 161,935	$ 173,334
2025	1-Feb							$ -	$ 135,105	$ 38,229
2025	15-Jun	$ 43,000	$ -	$ -	$ -	$ -	$ 19,441	$ 62,441	$ -	$ 100,670
2025	30-Jun							$ -	$ -	$ 100,670
2025	1-Aug							$ -	$ 3,513	$ 97,157
2025	30-Nov				$ -	$ -	$ 19,441	$ 19,441	$ -	$ 116,598
2025	30-Dec	$ 43,000	$ -	$ -				$ 43,000	$ -	$ 159,598
2025 Total		$ 86,000	$ -	$ -			$ 38,882	$ 124,882	$ 138,618	$ 159,598
2026 Total		$ 84,000	$ -	$ -			$ 37,889	$ 121,889	$ 135,336	$ 146,151
2027 Total		$ -	$ -	$ -			$ -	$ -	$ 136,823	$ 9,328

2014A-$1,725,000 GO — 06/2023 Modified Schedule — Twiford| Bench Street Project

		Revenue						TTL Rev	PymntTtl	Prjctd Blnc
Year	Mo | Day	TinWtr	TinWW	TInGF	LEVY + (LvyAbtmnt)	SpclAssmnt	FC|ISD Abtmnt	$ -	P&I	ActlBlnc
2024 Total		$ 12,000	$ 14,000	$ -	$ 42,000	$ 2,700	$ -	$ 70,700	$ 191,357	$ 210,837
2025	1-Feb							$ -	$ 192,138	$ 18,699
2025	15-Jun	$ -	$ -	$ -	$ -	$ -	$ -	$ -	$ -	$ 18,699
2025	30-Jun							$ -	$ -	$ 18,699
2025	1-Aug							$ -	$ -	$ 18,699
2025	30-Nov				$ -	$ -	$ -	$ -	$ -	$ 18,699
2025	30-Dec	$ -	$ -	$ -				$ -	$ -	$ 18,699
2025 Total		$ -	$ -	$ -			$ -	$ -	$ 192,138	$ 18,699
Grand Total		$ 34,572.00	$ 34,741	$ -	$ 105,000	$ 5,500	$ -	$ 179,813	$ 573,958	

2016A-$5,410,000 GO Xover Rfnding — Modified to 95% — Rfnd 2010A&2011A Dis Proceeds 7,259.45)

		Revenue						TTL Rev	PymntTtl	Prjctd Blnc
Year	Mo | Day	TinWtr	TinWW	TInGF	LEVY + (LvyAbtmnt)	SpclAssmnt	FC|ISD Abtmnt	$ -	P&I	$ 648,449
2024 Total		$ -	$ 495,000	$ -	$ 102,000	$ -	$ -	$ 597,000	$ 609,900	$ 620,877
2025	1-Feb							$ -	$ 592,150	$ 28,727
2025	15-Jun	$ -		$ -	$ 47,500	$ -		$ 47,500	$ -	$ 76,227
2025	30-Jun							$ -	$ -	$ 76,227
2025	1-Aug							$ -	$ 16,450	$ 59,777
2025	30-Nov				$ 47,500	$ -		$ 47,500	$ -	$ 107,277
2025	30-Dec	$ -	$ 495,000	$ -				$ 495,000	$ -	$ 602,277
2025 Total		$ -	$ 495,000	$ -	$ 95,000		$ -	$ 590,000	$ 608,600	$ 602,277
2026 Total		$ -	$ 500,000	$ -	$ 98,000		$ -	$ 598,000	$ 602,150	$ 598,127
2027 Total		$ -	$ 495,000	$ -			$ -	$ 495,000	$ 600,550	$ 492,577
2028 Total		$ -	$ -	$ -			$ -	$ -	$ 489,850	$ 2,727

2016B-$425,000 GO Wtr Revenue Note — Modified to 95% — Water Meters

		Revenue						TTL Rev	PymntTtl	Prjctd Blnc

Chatfield MINNESOTA "THE CHOSEN VALLEY"

Bond Cashflow Ledger Combined Summary

Year	Mo | Day	TinWtr 761 / 39201	TinWW 761 / 39201	TInGF	LEVY + (LvyAbtmnt)	SpclAssmnt	FC|ISD Abtmnt	$ -	P&I	$ 55,768
2024 Total		$ 24,478	$ 24,478	$ -	$ -	$ -	$ -	$ 48,956	$ 48,577	$ 57,415
2025	1-Feb							$ -	$ 46,978	$ 10,437
2025	15-Jun	$ 12,421	$ 12,421		$ -			$ 24,842	$ -	$ 35,279
2025	30-Jun							$ -	$ -	$ 35,279
2025	1-Aug							$ -	$ 1,342	$ 33,938
2025	30-Nov				$ -			$ -	$ -	$ 33,938
2025	30-Dec	$ 12,421	$ 12,421					$ 24,842	$ -	$ 58,780
2025 Total		$ 24,842	$ 24,842	$ -		$ -	$ -	$ 49,684	$ 48,319	$ 58,780
2026 Total		$ 24,678	$ 24,678	$ -		$ -	$ -	$ 49,356	$ 49,020	$ 59,116
2027 Total		$ -	$ -	$ -		$ -	$ -	$ -	$ 48,678	$ 10,438

2017A-$457,000 GO Tax Abatement

Modified to 95% — Enterprise Drive — 2023 Banyon BB — Prjctd Blnc

		Revenue						TTL Rev	PymntTtl	ActlBlnc
Year	Mo | Day	TinWtr	TinWW	TInGF	LEVY + (LvyAbtmnt) *SmllCtyAsstnc	SpclAssmnt	FC|ISD Abtmnt	$ -	P&I	
2024 Total		$ -	$ -	$ -	$ 18,000	$ -	$ -	$ 18,000	$ 53,370	$ 168,835
2025	1-Feb							$ -	$ 50,850	$ 117,985
2025	15-Jun	$ -			$ 21,500			$ 21,500	$ -	$ 139,485
2025	30-Jun							$ -	$ -	$ 139,485
2025	1-Aug							$ -	$ 2,166	$ 137,319
2025	30-Nov				$ 21,500			$ 21,500	$ -	$ 158,819
2025	30-Dec	$ -						$ -	$ -	$ 158,819
2025 Total		$ -	$ -	$ -	$ 43,000	$ -	$ -	$ 43,000	$ 53,016	$ 158,819
2026 Total		$ -	$ -	$ -	$ 18,000	$ -	$ -	$ 18,000	$ 52,634	$ 124,186
2027 Total		$ -	$ -	$ -	$ 18,000	$ -	$ -	$ 18,000	$ 53,209	$ 88,977
2028 Total		$ -	$ -	$ -		$ -	$ -	$ -	$ 52,741	$ 36,236

2017B-$300,000 GO Utility Revenue Note

Modified to 95% — Industrial Drive Supply — *pensate for original Schedule Error* — Prjctd Blnc

		Revenue						TTL Rev	PymntTtl	ActlBlnc
Year	Mo | Day	TinWtr 764 / 39201	TinWW 764 / 39201	TInGF	LEVY + (LvyAbtmnt)	SpclAssmnt	FC|ISD Abtmnt	$ -	P&I	
2024 Total		$ 15,000	$ 15,000	$ -	$ -	$ -	$ -	$ 30,000	$ 30,000	$ 15,066
2025	1-Feb							$ -	$ 15,000	$ 66
2025	15-Jun	$ 7,500	$ 7,500	$ -	$ -			$ 15,000	$ -	$ 15,066
2025	30-Jun							$ -	$ -	$ 15,066
2025	1-Aug							$ -	$ 15,000	$ 66
2025	30-Nov				$ -			$ -	$ -	$ 66
2025	30-Dec	$ 7,500	$ 7,500	$ -				$ 15,000	$ -	$ 15,066
2025 Total		$ 15,000	$ 15,000	$ -		$ -	$ -	$ 30,000	$ 30,000	$ 15,066
2026 Total		$ 15,000	$ 15,000	$ -		$ -	$ -	$ 30,000	$ 30,000	$ 15,066
2027 Total		$ 7,500	$ 7,500	$ -		$ -	$ -	$ 15,000	$ 30,000	$ 66

2018A-$4,400,000 GO

Modified to 95% — Swimming Pool — *(2018A-2019-2022R-2020-2022E)* — Prjctd Blnc

Chatfield MINNESOTA "THE CHOSEN VALLEY"

Bond Cashflow Ledger Combined Summary

		Revenue						TTL Rev	PymntTtl	ActlBlnc
Year	Mo | Day	TinWtr	TinWW	TInGF	LEVY + (LvyAbtmnt)	SpclAssmnt	FC|ISD Abtmnt	$ -	P&I	$ 319,390
2024 Total		$ -	$ -	$ -	$ 316,838	$ -	$ -	$ 316,838	$ 299,525	$ 351,913
2025	1-Feb							$ -	$ 245,875	$ 106,038
2025	15-Jun	$ -			$ 150,149			$ 150,149	$ -	$ 256,187
2025	30-Jun							$ -	$ -	$ 256,187
2025	1-Aug							$ -	$ 53,025	$ 203,162
2025	30-Nov				$ 150,149			$ 150,149	$ -	$ 353,311
2025	30-Dec	$ -						$ -	$ -	$ 353,311
2025 Total		$ -	$ -	$ -	$ 300,298	$ -	$ -	$ 300,298	$ 298,900	$ 353,311
2026 Total		$ -	$ -	$ -	$ 299,450	$ -	$ -	$ 299,450	$ 298,125	$ 354,635
2027 Total		$ -	$ -	$ -	$ 298,452	$ -	$ -	$ 298,452	$ 297,200	$ 355,887
2028 Total		$ -	$ -	$ -	$ 302,293	$ -	$ -	$ 302,293	$ 296,125	$ 362,055
2029 Total		$ -	$ -	$ -	$ 300,846	$ -	$ -	$ 300,846	$ 299,825	$ 363,076
2030 Total		$ -	$ -	$ -	$ 299,250	$ -	$ -	$ 299,250	$ 298,300	$ 364,026
2031 Total		$ -	$ -	$ -	$ 302,492	$ -	$ -	$ 302,492	$ 296,625	$ 369,894
2032 Total		$ -	$ -	$ -	$ 300,447	$ -	$ -	$ 300,447	$ 299,725	$ 370,616
2033 Total		$ -	$ -	$ -	$ 303,240	$ -	$ -	$ 303,240	$ 297,600	$ 376,256
2034 Total		$ -	$ -	$ -	$ 305,111	$ -	$ -	$ 305,111	$ 299,938	$ 381,429
2035 Total		$ -	$ -	$ -	$ 306,656	$ -	$ -	$ 306,656	$ 301,650	$ 386,435
2036 Total		$ -	$ -	$ -	$ 307,879	$ -	$ -	$ 307,879	$ 303,038	$ 391,276
2037 Total		$ -	$ -	$ -	$ 308,777	$ -	$ -	$ 308,777	$ 304,100	$ 395,953
2038 Total		$ -	$ -	$ -	$ 309,349	$ -	$ -	$ 309,349	$ 304,838	$ 400,465
2039 Total		$ -	$ -	$ -		$ -	$ -	$ -	$ 305,063	$ 95,402

2019A-$225,000 GO Tax Abatement — Modified to 95% — Hwy 52 Street Lights

		Revenue						TTL Rev	PymntTtl	Prjctd Blnc / ActlBlnc
Year	Mo | Day	TinWtr	TinWW	TInGF	LEVY + (LvyAbtmnt)	SpclAssmnt	FC|ISD Abtmnt	$ -	P&I	
2024 Total		$ -	$ -	$ -	$ 36,150	$ -	$ -	$ 36,150	$ 35,630	$ 64,989
2025	1-Feb							$ -	$ 34,575	$ 30,414
2025	15-Jun	$ -			$ 17,651			$ 17,651	$ -	$ 48,065
2025	30-Jun							$ -	$ -	$ 48,065
2025	1-Aug							$ -	$ 1,080	$ 46,985
2025	30-Nov				$ 17,651			$ 17,651	$ -	$ 64,636
2025	30-Dec	$ -						$ -	$ -	$ 64,636
2025 Total		$ -	$ -	$ -	$ 35,302	$ -	$ -	$ 35,302	$ 35,655	$ 64,636
2026 Total		$ -	$ -	$ -	$ 36,205	$ -	$ -	$ 36,205	$ 36,635	$ 64,205
2027 Total		$ -	$ -	$ -		$ -	$ -	$ -	$ 37,555	$ 26,650

2022A-$1,469,000 GO Util Rev — Modified To 95% — Water & Storm Imprv.

		Revenue						TTL Rev	PymntTtl	Prjctd Blnc / ActlBlnc
Year	Mo | Day	TinWtr 601-765	TinWW	TInGF 801-43100-765	LEVY + (LvyAbtmnt)	SpclAssmnt	FC|ISD Abtmnt	$ -	P&I	
2024 Total		$ 80,166		$ 18,918	$ -	$ -	$ -	$ 99,084	$ 97,216	$ 90,455
2025	1-Feb							$ -	$ 76,192	$ 14,263
2025	15-Jun	$ 40,194	$ -	$ -	$ 9,011			$ 49,204	$ -	$ 63,467

Chatfield MINNESOTA "THE CHOSEN VALLEY"

Bond Cashflow Ledger Combined Summary

2025	30-Jun							$ -	$ -	$ 63,467
2025	1-Aug							$ -	$ 21,328	$ 42,139
2025	30-Nov				$ 9,011			$ 9,011	$ -	$ 51,150
2025	30-Dec	$ 40,194	$ -	$ -				$ 40,194	$ -	$ 91,343
2025 Total		$ 80,387			$ 18,022	$ -	$ -	$ 98,409	$ 97,520	$ 91,343
2026 Total		$ 80,557			$ 18,060	$ -	$ -	$ 98,617	$ 97,760	$ 92,200
2027 Total		$ 80,674			$ 18,086	$ -	$ -	$ 98,760	$ 97,936	$ 93,024
2028 Total		$ 79,924			$ 17,918	$ -	$ -	$ 97,842	$ 98,048	$ 92,818
2029 Total		$ 79,963			$ 17,927	$ -	$ -	$ 97,890	$ 97,112	$ 93,596
2030 Total		$ 79,951			$ 17,924	$ -	$ -	$ 97,875	$ 97,128	$ 94,343
2031 Total		$ 79,886			$ 17,909	$ -	$ -	$ 97,795	$ 97,080	$ 95,058
2032 Total		$ 80,583			$ 18,065	$ -	$ -	$ 98,648	$ 96,968	$ 96,738
2033 Total		$ 80,387			$ 18,022	$ -	$ -	$ 98,409	$ 97,776	$ 97,370
2034 Total		$ 80,140			$ 17,966	$ -	$ -	$ 98,107	$ 97,504	$ 97,973
2035 Total		$ 80,655			$ 18,081	$ -	$ -	$ 98,736	$ 97,168	$ 99,541
2036 Total		$ 80,277			$ 17,997	$ -	$ -	$ 98,274	$ 97,752	$ 100,063
2037 Total		$ 80,662			$ 18,083	$ -	$ -	$ 98,745	$ 97,256	$ 101,552
2038 Total		$ 80,152			$ 17,969	$ -	$ -	$ 98,122	$ 97,680	$ 101,994
2039 Total		$ 80,407			$ 18,026	$ -	$ -	$ 98,433	$ 97,024	$ 103,403
2040 Total		$ 80,583			$ 18,065	$ -	$ -	$ 98,648	$ 97,288	$ 104,763
2041 Total		$ 80,681			$ 18,088	$ -	$ -	$ 98,769	$ 97,456	$ 106,076
2042 Total		$ 79,886			$ 17,909	$ -	$ -	$ 97,795	$ 97,528	$ 106,342
2043 Total		$ -	$ -	$ -	$ -	$ -	$ -	$ -	$ 96,520	$ 9,822

2022B-$750,000 TX GO CP (LVY)

Modofied to 95%

Public Works Facility

Year	Mo | Day	Revenue						TTL Rev	PymntTtl	Prjctd Blnc ActlBlnc
2024 Total		TinWtr	TinWW	TInGF	LEVY + (LvyAbtmnt)	SpclAssmnt	FC|ISD Abtmnt	$ -	P&I	
2025	1-Feb	$ -	$ -	$ -	$ -	$ -	$ -	$ -	$ 45,000	$ 30,964
2025	15-Jun							$ -	$ 22,500	$ 8,464
2025	30-Jun	$ -			$ 34,414			$ 34,414	$ -	$ 42,877
2025	1-Aug							$ -	$ -	$ 42,877
2025	30-Nov							$ -	$ 22,500	$ 20,377
2025	30-Dec				$ 34,414			$ 34,414	$ -	$ 54,791
2025 Total		$ -						$ -	$ -	$ 54,791
2026 Total		$ -	$ -	$ -	$ 68,828	$ -	$ -	$ 68,828	$ 45,000	$ 54,791
2027 Total		$ -	$ -	$ -	$ 69,386	$ -	$ -	$ 69,386	$ 68,280	$ 55,897
2028 Total		$ -	$ -	$ -	$ 68,828	$ -	$ -	$ 68,828	$ 68,780	$ 55,945
2029 Total		$ -	$ -	$ -	$ 69,207	$ -	$ -	$ 69,207	$ 68,190	$ 56,961
2030 Total		$ -	$ -	$ -	$ 69,466	$ -	$ -	$ 69,466	$ 68,510	$ 57,917
2031 Total		$ -	$ -	$ -	$ 68,608	$ -	$ -	$ 68,608	$ 68,710	$ 57,815
2032 Total		$ -	$ -	$ -	$ 68,688	$ -	$ -	$ 68,688	$ 67,820	$ 58,683
2033 Total		$ -	$ -	$ -	$ 68,648	$ -	$ -	$ 68,648	$ 67,840	$ 59,491
2034 Total		$ -	$ -	$ -	$ 69,486	$ -	$ -	$ 69,486	$ 67,740	$ 61,237
2035 Total		$ -	$ -	$ -	$ 69,147	$ -	$ -	$ 69,147	$ 68,490	$ 61,894
2036 Total		$ -	$ -	$ -	$ 69,685	$ -	$ -	$ 69,685	$ 68,090	$ 63,489
2037 Total		$ -	$ -	$ -	$ 69,047	$ -	$ -	$ 69,047	$ 68,540	$ 63,996

Chatfield MINNESOTA "THE CHOSEN VALLEY"

Bond Cashflow Ledger Combined Summary

2038 Total		$ -	$ -	$ -	$ 69,286	$ -	$ -	$ 69,286	$ 67,840	$ 65,442
2039 Total		$ -	$ -	$ -	$ 69,346	$ -	$ -	$ 69,346	$ 67,990	$ 66,798
2040 Total		$ -	$ -	$ -	$ 69,227	$ -	$ -	$ 69,227	$ 67,960	$ 68,065
2041 Total		$ -	$ -	$ -	$ 68,927	$ -	$ -	$ 68,927	$ 67,750	$ 69,242
2042 Total		$ -	$ -	$ -	$ 69,446	$ -	$ -	$ 69,446	$ 67,360	$ 71,328
2043 Total		$ -	$ -	$ -	$ 68,728	$ -	$ -	$ 68,728	$ 67,760	$ 72,296
		$ -	$ -	$ -	$ -	$ -	$ -	$ -	$ 66,950	$ 5,346

2023A-$2,200,000 GO (LVY & WTR)

95% **Grand & Prospect Stre** *Prop Tax | Bond Proceeds* **Prjctd Blnc**

		Revenue						TTL Rev	PymntTtl	ActlBlnc
Year	**Mo | Day**	**TinWtr**	**TinWW**	**TlnGF 423 ConstFnd**	**LEVY + (LvyAbtmnt)**	**SpclAssmnt**	**FC|ISD Abtmnt**	$ -	**P&I**	
2024 Total		$ 32,718	$ -	$ -	$ 190,051	$ -	$ -	$ 222,769	$ 107,344	$ 196,923
2025	1-Feb							$ -	$ 188,700	$ 8,223
2025	15-Jun	$ 15,960		$ 79,000	$ 20,551			$ 115,511	$ -	$ 123,733
2025	30-Jun							$ -	$ -	$ 123,733
2025	1-Aug							$ -	$ 40,800	$ 82,933
2025	30-Nov				$ 20,551			$ 20,551	$ -	$ 103,484
2025	30-Dec	$ 15,960		$ 79,000				$ 94,960	$ -	$ 198,444
2025 Total		$ 31,920	$ -	$ 158,000	$ 41,101	$ -	$ -	$ 231,021	$ 229,500	$ 198,444
2026 Total		$ 36,110	$ -	$ -	$ 198,902	$ -	$ -	$ 235,012	$ 228,600	$ 204,855
2027 Total		$ 35,112	$ -	$ -	$ 198,503	$ -	$ -	$ 233,615	$ 232,400	$ 206,070
2028 Total		$ 34,115	$ -	$ -	$ 197,904	$ -	$ -	$ 232,019	$ 230,900	$ 207,189
2029 Total		$ 33,117	$ -	$ -	$ 197,106	$ -	$ -	$ 230,223	$ 229,200	$ 208,212
2030 Total		$ 32,120	$ -	$ -	$ 201,096	$ -	$ -	$ 233,216	$ 227,300	$ 214,128
2031 Total		$ 36,110	$ -	$ -	$ 194,712	$ -	$ -	$ 230,822	$ 230,100	$ 214,850
2032 Total		$ 34,913	$ -	$ -	$ 198,303	$ -	$ -	$ 233,216	$ 227,600	$ 220,466
2033 Total		$ 33,716	$ -	$ -	$ 196,508	$ -	$ -	$ 230,224	$ 229,800	$ 220,889
2034 Total		$ 32,519	$ -	$ -	$ 199,500	$ -	$ -	$ 232,019	$ 226,700	$ 226,208
2035 Total		$ 36,309	$ -	$ -	$ 197,106	$ -	$ -	$ 233,415	$ 228,300	$ 231,323
2036 Total		$ -	$ -	$ -	$ -	$ -	$ -	$ -	$ 229,500	$ 1,823
Grand Total		$ 431,596.00	$ -	$ 158,000.00	$ 2,210,791	$ -	$ -	$ 2,800,387	$ 2,857,244	$ 1,823

Chatfield MINNESOTA "THE CHOSEN VALLEY"

2012A-$1,990,000 GO Xover Rfnd (2008A) — Water Tower Hillside Dr — Bond Cashflow Ledger

Purchaser		Northland Securities			Revenue Alloc.	31%	69%		Frmtting Key:	Input	Clcltn = No Ir	Linked Cell			
Issue Amt			$1,990,000			Gvnmntal	Wtr			CheckCell	Comment	Warning			
Dated:			5/1/2012							Good/Vrfd	Modification	Total			
1st Bnd Pymnt:			8/1/2013								Investigate				
Fnl Bnd Pmnt:			2/1/2027												
Bond Cash Fund		332			Funds:	332			Bond Yield:				Cont. Disc:		
Construction Fund:			Spend by:				FS Admin DS						Fscl Agnt Fee		
							Deviating from schedule / relying on other funding - according to statute								
06/2023 Modified Schedule 06/2024 Modified Schedule												95% TRNSCRPT	ACTUAL | FUND ACCTG		
		REVENUE: Input Original Bond Transcript Pledged Revenues in YYYY Total Row Mnthly Values are Formulas							PYMNTS: Input Schdld P&I in Mnthly Row Year is Subtotal			Running Balance			Running Balance
2012A-$1,990,000 GO Xover Rfnd (2008A)							Water Tower Hillside		Banyon 2023BB			$ 245,730	Banyon 2023 BB		$ 245,730
		Revenue						TTL Rev	Expense		PymntTtl	PROJECTED	Revenue +	Expense -	ACTUAL
Year	Mo | Day	TinWtr	TinWW	TInGF	LEVY + (LvyAbtmnt)	SpclAssmnt	FC|ISD Abtmnt	$ -	Principal	Interest	P&I	NA - Use Actual	+IntAlloc | +Vrncs	-ContDisc -FsclAgnt -Vrncs	$ 245,730
2024 Total		$ 82,000	$ -	$ -	$ -	$ -	$ 42,469	$ 124,469	$ 150,000	$ 11,935	$ 161,935		$ 1,549	$ 600	$ 173,334
2025	1-Feb							$ -	$ 130,000	$ 5,105	$ 135,105				$ 38,229
2025	15-Jun	$ 43,000	$ -	$ -	$ -	$ -	$ 19,441	$ 62,441			$ -				$ 100,670
2025	30-Jun							$ -			$ -				$ 100,670
2025	1-Aug							$ -		$ 3,513	$ 3,513				$ 97,157
2025	30-Nov				$ -	$ -	$ 19,441	$ 19,441			$ -				$ 116,598
2025	30-Dec	$ 43,000	$ -	$ -				$ 43,000			$ -				$ 159,598
2025 Total		$ 86,000	$ -	$ -			$ 38,882	$ 124,882	$ 130,000	$ 8,618	$ 138,618		$ -	$ -	$ 159,598
2026	1-Feb							$ -	$ 130,000	$ 3,513	$ 133,513				$ 26,085
2026	15-Jun	$ 42,000	$ -	$ -	$ -	$ -	$ 18,945	$ 60,945			$ -				$ 87,030
2026	30-Jun							$ -			$ -				$ 87,030
2026	1-Aug							$ -		$ 1,823	$ 1,823				$ 85,207
2026	30-Nov				$ -	$ -	$ 18,945	$ 18,945			$ -				$ 104,151
2026	30-Dec	$ 42,000	$ -	$ -				$ 42,000			$ -				$ 146,151
2026 Total		$ 84,000	$ -	$ -			$ 37,889	$ 121,889	$ 130,000	$ 5,336	$ 135,336		$ -	$ -	$ 146,151
2027	1-Feb							$ -	$ 135,000	$ 1,823	$ 136,823				$ 9,328
2027	15-Jun	$ -	$ -	$ -	$ -	$ -	$ -	$ -			$ -				$ 9,328
2027	30-Jun							$ -			$ -				$ 9,328
2027	1-Aug							$ -			$ -				$ 9,328
2027	30-Nov				$ -	$ -	$ -	$ -			$ -				$ 9,328
2027	30-Dec	$ -	$ -	$ -				$ -			$ -				$ 9,328
2027 Total		$ -	$ -	$ -			$ -	$ -	$ 135,000	$ 1,823	$ 136,823		$ -	$ -	$ 9,328
Grand Total		$ 342,000	$ -	$ -	$ -	$ -	$ 157,490	$ 499,490	$ 695,000	$ 42,985	$ 737,985		$ 3,973	$ 1,395	
YrsPrrtoRsttdSS XXXX-2022								$ -				$ -			
Original Transcript															

Chatfield MINNESOTA "THE CHOSEN VALLEY"

2014A-$1,725,000 GO — Twiford| Bench Street Project — Bond Cashflow Ledger

Purchaser		Northland Securities			Revenue Alloc.	55%	24%	21%	Frmtting Key:	Input	Clcltn = No Ir	Linked Cell		
Issue Amt			$1,725,000			Gvnmntal	Wtr	Sewer (WW)		CheckCell	Comment	Warning		
Dated:			9/1/2014							Good/Vrfd	Modification	Total		
1st Bnd Pymnt:			2/1/2015								Investigate			
Fnl Bnd Pmnt:			2/1/2025											
Bond Cash Fund		334			Funds:	334			Bond Yield:				Cont. Disc:	Full
Construction Fund:		450	Spend by:	12/31/2015			FS Admin DS						Fscl Agnt Fee	
							Deviating from schedule / relying on other funding - according to statute							
06/2023 Modified Schedule													ACTUAL | FUND ACCTG	
		REVENUE: Input Original Bond Transcript Pledged Revenues in YYYY Total Row Mnthly Values are Formulas							PYMNTS: Input Schdld P&I in Mnthly Row Year is Subtotal			Running Balance			Running Balance
2014A-$1,725,000 GO					06/2023 Modified Schedule		Twiford| Bench Stree		Banyon 2023BB			$ 407,443	Banyon 20233BB		$ 407,443
		Revenue						TTL Rev	Expense		PymntTtl	PROJECTED	Revenue +	Expense -	ACTUAL
Year	Mo | Day	TinWtr	TinWW	TInGF	LEVY + (LvyAbtmnt)	SpclAssmnt	FC|ISD Abtmnt	$ -	Principal	Interest	P&I	NA - Use Actual	+IntAlloc | +Vrncs	-ContDisc -FsclAgnt -Vrncs	$ 407,443
2024 Total		$ 12,000	$ 14,000	$ -	$ 42,000	$ 2,700	$ -	$ 70,700	$ 185,000	$ 6,357	$ 191,357		$ -	$ 848	$ 210,837
2025	1-Feb							$ -	$ 190,000	$ 2,138	$ 192,138				$ 18,699
2025	15-Jun	$ -	$ -	$ -	$ -	$ -	$ -	$ -			$ -				$ 18,699
2025	30-Jun							$ -			$ -				$ 18,699
2025	1-Aug							$ -			$ -				$ 18,699
2025	30-Nov				$ -	$ -	$ -	$ -			$ -				$ 18,699
2025	30-Dec	$ -	$ -	$ -				$ -			$ -				$ 18,699
2025 Total		$ -	$ -	$ -			$ -	$ -	$ 190,000	$ 2,138	$ 192,138		$ -	$ -	$ 18,699
Total		$ 34,572.00	$ 34,741	$ -	$ 105,000	$ 5,500	$ -	$ 179,813	$ 555,000.00	$ 18,958	$ 573,958		$ 4,687	$ 1,659	

Chatfield MINNESOTA "THE CHOSEN VALLEY"

2016A-$5,410,000 GO Xover Rfnding | Rfnd 2010A&2011A Disposal System | Bond Cashflow Ledger

Purchaser	Northland Securities		Revenue Alloc.	20%	80%		Frmtting Key:	Input	Clcltn = No Input	Linked Cell				Note #
Issue Amt		$5,410,000		Gvnmntal	Sewer (WW)			CheckCell	Comment	Warning				Note #
Dated:		3/16/2016						Good/Vrfd	Modification	Total				Note #
1st Bnd Pymnt:		8/1/2016							Investigate					
Fnl Bnd Pmnt:		2/1/2028												
Bond Cash Fund	335		Funds:	335	333		Bond Yield:	1.60%			Cont. Disc:	Full	12/30/2023	
Construction Fund:		Spend by:			FS Admin DS						Fscl Agnt Fee	Yes	12/30/2026	

Deviating from schedule / relying on other funding - according to statute

95% of BOND TRANSCRIPT - MASTER CASH FLOW-FINAL | RED = Administrative Modifications (Add Cell Note and | or Note in Explanation Column — 95% TRNSCRPT — ACTUAL | FUND ACCTG

REVENUE: Input Original Bond Transcript Pledged Revenues in YYYY Total Row Mnthly Values are Formulas — PYMNTS: Input Schdld P&I in Mnthly Row Year is Subtotal

2016A-$5,410,000 GO Xover Rfnding — Modified to 95% — Rfnd 2010A&2011A Disposal System

												Running Balance				Running Balance
									Bond 2023 BB (Initial DS Proceeds 7,259.45)			$ 648,449	Banyon 2023 BB			$ 648,449
		Revenue						TTL Rev	Expense		PymntTtl	PROJECTED	Revenue +	Expense -		ACTUAL
Year	Mo | Day	TinWtr	TinWW	TlnGF	LEVY + (LvyAbtmnt)	SpclAssmnt	FC|ISD Abtmnt	$ -	Principal	Interest	P&I	$ 648,449	+IntAlloc | +Vrncs	-ContDisc -FsclAgnt -Vrncs		$ 648,449
2024 Total		$ -	$ 495,000	$ -	$ 102,000	$ -	$ -	$ 597,000	$ 560,000	$ 49,900	$ 609,900	$ 618,599	$ 3,637	$ 3,058		$ 620,877
2025	1-Feb							$ -	$ 570,000	$ 22,150	$ 592,150	$ 26,449				$ 28,727
2025	15-Jun	$ -		$ -	$ 47,500	$ -		$ 47,500			$ -	$ 73,949				$ 76,227
2025	30-Jun							$ -			$ -	$ 73,949				$ 76,227
2025	1-Aug							$ -		$ 16,450	$ 16,450	$ 57,499				$ 59,777
2025	30-Nov				$ 47,500	$ -		$ 47,500			$ -	$ 104,999				$ 107,277
2025	30-Dec	$ -	$ 495,000	$ -				$ 495,000			$ -	$ 599,999				$ 602,277
2025 Total		$ -	$ 495,000	$ -	$ 95,000		$ -	$ 590,000	$ 570,000	$ 38,600	$ 608,600	$ 599,999	$ -	$ -		$ 602,277
2026	1-Feb							$ -	$ 575,000	$ 16,450	$ 591,450	$ 8,549				$ 10,827
2026	15-Jun	$ -		$ -	$ 49,000	$ -		$ 49,000			$ -	$ 57,549				$ 59,827
2026	30-Jun							$ -			$ -	$ 57,549				$ 59,827
2026	1-Aug							$ -		$ 10,700	$ 10,700	$ 46,849				$ 49,127
2026	30-Nov				$ 49,000	$ -		$ 49,000			$ -	$ 95,849				$ 98,127
2026	30-Dec	$ -	$ 500,000	$ -				$ 500,000			$ -	$ 595,849				$ 598,127
2026 Total		$ -	$ 500,000	$ -	$ 98,000		$ -	$ 598,000	$ 575,000	$ 27,150	$ 602,150	$ 595,849	$ -	$ -		$ 598,127
2027	1-Feb							$ -	$ 585,000	$ 10,700	$ 595,700	$ 149				$ 2,427
2027	15-Jun	$ -	$ -	$ -	$ -	$ -		$ -			$ -	$ 149				$ 2,427
2027	30-Jun							$ -			$ -	$ 149				$ 2,427
2027	1-Aug							$ -		$ 4,850	$ 4,850	$ (4,701)				$ (2,423)
2027	30-Nov				$ -	$ -		$ -			$ -	$ (4,701)				$ (2,423)
2027	30-Dec	$ -	$ 495,000	$ -				$ 495,000			$ -	$ 490,299				$ 492,577
2027 Total		$ -	$ 495,000	$ -			$ -	$ 495,000	$ 585,000	$ 15,550	$ 600,550	$ 490,299	$ -	$ -		$ 492,577
2028	1-Feb							$ -	$ 485,000	$ 4,850	$ 489,850	$ 449				$ 2,727
2028	15-Jun	$ -	$ -	$ -	$ -	$ -		$ -			$ -	$ 449				$ 2,727
2028	30-Jun							$ -			$ -	$ 449				$ 2,727
2028	1-Aug							$ -			$ -	$ 449				$ 2,727
2028	30-Nov				$ -	$ -		$ -			$ -	$ 449				$ 2,727
2028	30-Dec	$ -	$ -	$ -				$ -			$ -	$ 449				$ 2,727
2028 Total		$ -	$ -	$ -			$ -	$ -	$ 485,000	$ 4,850	$ 489,850	$ 449	$ -	$ -		$ 2,727
Grand Total		$ -	$ 4,976,501	$ -	$ 1,242,875	$ -	$ -	$ 6,219,376.00	$ 5,410,000	$ 804,376	$ 6,214,375.56			$ 3,978		

Chatfield MINNESOTA A
"THE CHOSEN VALLEY"

2016B-$425,000 GO Wtr Revenue Note — Water Meters

Purchaser	Frandsen / Bank of Zumbrota		Revenue Alloc.	50%	50%		Clcltn = No Input			
Issue Amt		$425,000		Water	Sewer (WW)		Comment			
Dated:		12/15/2016	$495,151	$247,576	$247,576		Modification			
1st Bnd Pymnt:		2/7/2017					Investigate			
Fnl Bnd Pmnt:		2/1/2027								
Bond Cash Fund	336		Funds:	336	337			Cont. Disc:	None	
Construction Fund:	436	Spend by:			FS Admin DS			Fscl Agnt Fee	No	

Deviating from schedule / relying on other funding - according to statute

OND TRANSCRIPT - MASTER CASH FLOW-FINAL | RED = Administrative Modifications (Add Cell Note and | or Note in Explanatio — **ACTUAL | FUND ACCTG**

REVENUE: Input Original Bond Transcript Pledged Revenues in YYYY Total Row
Mnthly Values are Formulas

2016B-$425,000 GO Wtr Revenue Note — Modified to 95% — Water Meters

		Revenue						TTL Rev	PymntTtl	Revenue +	Expense -	Running Balance
												Banyon 2023 BB $ 55,768
Year	Mo | Day	TinWtr 761 / 39201	TinWW 761 / 39201	TInGF	LEVY + (LvyAbtmnt)	SpclAssmnt	FC|ISD Abtmnt	$ -	P&I	+IntAlloc | +Vrncs	-ContDisc -FsclAgnt -Vrncs	$ 55,768
2024 Total		$ 24,478	$ 24,478	$ -	$ -	$ -	$ -	$ 48,956	$ 48,577	$ 412	$ -	$ 57,415
2025	1-Feb							$ -	$ 46,978			$ 10,437
2025	15-Jun	$ 12,421	$ 12,421		$ -			$ 24,842	$ -			$ 35,279
2025	30-Jun							$ -	$ -			$ 35,279
2025	1-Aug							$ -	$ 1,342			$ 33,938
2025	30-Nov				$ -			$ -	$ -			$ 33,938
2025	30-Dec	$ 12,421	$ 12,421					$ 24,842	$ -			$ 58,780
2025 Total		$ 24,842	$ 24,842	$ -		$ -	$ -	$ 49,684	$ 48,319	$ -	$ -	$ 58,780
2026	1-Feb							$ -	$ 48,342			$ 10,438
2026	15-Jun	$ 12,339	$ 12,339		$ -			$ 24,678	$ -			$ 35,116
2026	30-Jun							$ -	$ -			$ 35,116
2026	1-Aug							$ -	$ 678			$ 34,438
2026	30-Nov				$ -			$ -	$ -			$ 34,438
2026	30-Dec	$ 12,339	$ 12,339					$ 24,678	$ -			$ 59,116
2026 Total		$ 24,678	$ 24,678	$ -		$ -	$ -	$ 49,356	$ 49,020	$ -	$ -	$ 59,116
2027	1-Feb							$ -	$ 48,678			$ 10,438
2027	15-Jun	$ -	$ -		$ -			$ -	$ -			$ 10,438
2027	30-Jun							$ -	$ -			$ 10,438
2027	1-Aug							$ -	$ -			$ 10,438
2027	30-Nov				$ -			$ -	$ -			$ 10,438
2027	30-Dec	$ -	$ -					$ -	$ -			$ 10,438
2027 Total		$ -	$ -	$ -		$ -	$ -	$ -	$ 48,678	$ -	$ -	$ 10,438

Chatfield MINNESOTA "THE CHOSEN VALLEY"

2017A-$457,000 GO Tax Abatement — Enterprise Drive — Bond Cashflow Ledger

Purchaser		F&M Community Bank		Revenue Alloc.	100%			Frmtting Key:	Input	Clcltn = No Input	Linked Cell			
Issue Amt			$457,000		Gvnmntal	Wtr			CheckCell	Comment	Warning			
Dated:			9/11/2017		$564,140				Good/Vrfd	Modification	Total			
1st Bnd Pymnt:			8/1/2018							Investigate				
Fnl Bnd Pmnt:			2/1/2028											
Bond Cash Fund		338			Funds:	338		Bond Yield:	2.84753%			Cont. Disc:	None	
Construction Fund:		438	Spend by:	12/31/2018			FS Admin DS					Fscl Agnt Fee	No	
							Deviating from schedule / relying on other funding - according to statute							

95% of BOND TRANSCRIPT - MASTER CASH FLOW-FINAL | RED = Administrative Modifications (Add Cell Note and | or Note in Explanation Column — 95% TRNSCRPT — ACTUAL | FUND ACCTG

REVENUE: Input Original Bond Transcript Pledged Revenues in YYYY Total Row
Mnthly Values are Formulas

PYMNTS: Input Schdld P&I in Mnthly Row
Year is Subtotal

2017A-$457,000 GO Tax Abatement					Modified to 95%		Enterprise Drive				2023 Banyon BB	$ 193,982	2023 Banyon BB		$ 193,982
		Revenue						TTL Rev	Expense		PymntTtl	PROJECTED	Revenue +	Expense -	ACTUAL
Year	Mo | Day	TinWtr	TinWW	TInGF	LEVY + (LvyAbtmnt) *SmllCtyAsstnc	SpclAssmnt	FC|ISD Abtmnt	$ -	Principal	Interest	P&I	$ 193,982	+IntAlloc | +Vrncs	-ContDisc -FsclAgnt -Vrncs	$ 193,982
2024 Total		$ -	$ -	$ -	$ 18,000	$ -	$ -	$ 18,000	$ 47,000	$ 6,370	$ 53,370	$ 141,932	$ 32,578	$ -	$ 168,835
2025	1-Feb							$ -	$ 48,000	$ 2,850	$ 50,850	$ 91,082			$ 117,985
2025	15-Jun	$ -			$ 21,500			$ 21,500			$ -	$ 112,582			$ 139,485
2025	30-Jun							$ -			$ -	$ 112,582			$ 139,485
2025	1-Aug							$ -		$ 2,166	$ 2,166	$ 110,416			$ 137,319
2025	30-Nov				$ 21,500			$ 21,500			$ -	$ 131,916			$ 158,819
2025	30-Dec	$ -						$ -			$ -	$ 131,916			$ 158,819
2025 Total		$ -	$ -	$ -	$ 43,000	$ -	$ -	$ 43,000	$ 48,000	$ 5,016	$ 53,016	$ 131,916	$ -	$ -	$ 158,819
2026	1-Feb							$ -	$ 49,000	$ 2,166	$ 51,166	$ 80,750			$ 107,653
2026	15-Jun	$ -			$ 9,000			$ 9,000			$ -	$ 89,750			$ 116,653
2026	30-Jun							$ -			$ -	$ 89,750			$ 116,653
2026	1-Aug							$ -		$ 1,468	$ 1,468	$ 88,282			$ 115,186
2026	30-Nov				$ 9,000			$ 9,000			$ -	$ 97,282			$ 124,186
2026	30-Dec	$ -						$ -			$ -	$ 97,282			$ 124,186
2026 Total		$ -	$ -	$ -	$ 18,000	$ -	$ -	$ 18,000	$ 49,000	$ 3,634	$ 52,634	$ 97,282	$ -	$ -	$ 124,186
2027	1-Feb							$ -	$ 51,000	$ 1,468	$ 52,468	$ 44,814			$ 71,718
2027	15-Jun	$ -			$ 9,000			$ 9,000			$ -	$ 53,814			$ 80,718
2027	30-Jun							$ -			$ -	$ 53,814			$ 80,718
2027	1-Aug							$ -		$ 741	$ 741	$ 53,073			$ 79,977
2027	30-Nov				$ 9,000			$ 9,000			$ -	$ 62,073			$ 88,977
2027	30-Dec	$ -						$ -			$ -	$ 62,073			$ 88,977
2027 Total		$ -	$ -	$ -	$ 18,000	$ -	$ -	$ 18,000	$ 51,000	$ 2,209	$ 53,209	$ 62,073	$ -	$ -	$ 88,977
2028	1-Feb							$ -	$ 52,000	$ 741	$ 52,741	$ 9,332			$ 36,236
2028	15-Jun	$ -			$ -			$ -			$ -	$ 9,332			$ 36,236
2028	30-Jun							$ -			$ -	$ 9,332			$ 36,236
2028	1-Aug							$ -			$ -	$ 9,332			$ 36,236
2028	30-Nov				$ -			$ -			$ -	$ 9,332			$ 36,236
2028	30-Dec	$ -						$ -			$ -	$ 9,332			$ 36,236
2028 Total		$ -	$ -	$ -		$ -	$ -	$ -	$ 52,000	$ 741	$ 52,741	$ 9,332	$ -	$ -	$ 36,236

Chatfield MINNESOTA "THE CHOSEN VALLEY"

2017B-$300,000 GO Utility Revenue Note — Industrial Drive Supplemental — Bond Cashflow Ledger

Purchaser		MiEnergy			Revenue Alloc.		50%	50%	Frmtting Key:	Input	Clcltn = No Inpu	Linked Cell			
Issue Amt			$300,000			Gvnmntal	Wtr	Sewer (WW)		CheckCell	Comment	Warning			
Dated:			9/11/2017				$150,000	$150,000		Good/Vrfd	Modification	Total			
1st Bnd Pymnt:			2/1/2018								Investigate				
Fnl Bnd Pmnt:			8/1/2027												
Bond Cash Fund		339			Funds:		339	341	Bond Yield:				Cont. Disc:	Limited	
Construction Fund:		438	Spend by:	12/31/2018				FS Admin DS					Fscl Agnt Fee		
							Deviating from schedule / relying on other funding - according to statute								

95% of BOND TRANSCRIPT - MASTER CASH FLOW-FINAL | RED = Administrative Modifications (Add Cell Note and | or Note in Explanation Column — 95% TRNSCRPT — ACTUAL | FUND ACCTG

REVENUE: Input Original Bond Transcript Pledged Revenues in YYYY Total Row
Mnthly Values are Formulas

PYMNTS: Input Schdld P&I in Mnthly Row
Year is Subtotal

Running Balance

2017B-$300,000 GO Utility Revenue Note — Industrial Drive Supplemental

Modified to 95% — Modified Schedule to Compensate for Original Schedule Error — Running Balance $ 14,926 — Initial Deposit to DS Fund — Running Balance $ 14,926

		Revenue						TTL Rev	Expense		PymntTtl	PROJECTED	Revenue +	Expense -	ACTUAL
Year	Mo | Day	TinWtr 764 / 39201	TinWW 764 / 39201	TInGF	LEVY + (LvyAbtmnt)	SpclAssmnt	FC|ISD Abtmnt	$ -	Principal	Interest	P&I	$ 14,926	+IntAlloc | +Vrncs	-ContDisc -FsclAgnt -Vrncs	$ 14,926
2024 Total		$ 15,000	$ 15,000	$ -	$ -	$ -	$ -	$ 30,000	$ 30,000	$ -	$ 30,000	$ 14,926	$ 77	$ -	$ 15,066
2025	1-Feb							$ -	$ 15,000		$ 15,000	$ (74)			$ 66
2025	15-Jun	$ 7,500	$ 7,500	$ -	$ -			$ 15,000			$ -	$ 14,926			$ 15,066
2025	30-Jun							$ -			$ -	$ 14,926			$ 15,066
2025	1-Aug							$ -	$ 15,000		$ 15,000	$ (74)			$ 66
2025	30-Nov				$ -			$ -			$ -	$ (74)			$ 66
2025	30-Dec	$ 7,500	$ 7,500	$ -				$ 15,000			$ -	$ 14,926			$ 15,066
2025 Total		$ 15,000	$ 15,000	$ -		$ -	$ -	$ 30,000	$ 30,000	$ -	$ 30,000	$ 14,926	$ -	$ -	$ 15,066
2026	1-Feb							$ -	$ 15,000		$ 15,000	$ (74)			$ 66
2026	15-Jun	$ 7,500	$ 7,500	$ -	$ -			$ 15,000			$ -	$ 14,926			$ 15,066
2026	30-Jun							$ -			$ -	$ 14,926			$ 15,066
2026	1-Aug							$ -	$ 15,000		$ 15,000	$ (74)			$ 66
2026	30-Nov				$ -			$ -			$ -	$ (74)			$ 66
2026	30-Dec	$ 7,500	$ 7,500	$ -				$ 15,000			$ -	$ 14,926			$ 15,066
2026 Total		$ 15,000	$ 15,000	$ -		$ -	$ -	$ 30,000	$ 30,000	$ -	$ 30,000	$ 14,926	$ -	$ -	$ 15,066
2027	1-Feb							$ -	$ 15,000		$ 15,000	$ (74)			$ 66
2027	15-Jun	$ 3,750	$ 3,750	$ -	$ -			$ 7,500			$ -	$ 7,426			$ 7,566
2027	30-Jun							$ -			$ -	$ 7,426			$ 7,566
2027	1-Aug							$ -	$ 15,000		$ 15,000	$ (7,574)			$ (7,434)
2027	30-Nov				$ -			$ -			$ -	$ (7,574)			$ (7,434)
2027	30-Dec	$ 3,750	$ 3,750	$ -				$ 7,500			$ -	$ (74)			$ 66
2027 Total		$ 7,500	$ 7,500	$ -		$ -	$ -	$ 15,000	$ 30,000	$ -	$ 30,000	$ (74)	$ -	$ -	$ 66

Chatfield MINNESOTA "THE CHOSEN VALLEY"

2018A-$4,400,000 GO — Swimming Pool — Bond Cashflow Ledger

Purchaser		Northland Securities			Revenue Alloc.	100%			Frmtting Key:	Input	Clcltn = No Input	Linked Cell		
Issue Amt			$4,400			Gvnmntal				CheckCell	Comment	Warning		
Dated:			9/10/2018			$6,340,268				Good/Vrfd	Modification	Total		
1st Bnd Pymnt:			8/1/2019								Investigate			
Fnl Bnd Pmnt:			2/1/2039											
Bond Cash Fund		340			Funds:	340	NA		Bond Yield:	3.0703809%			Cont. Disc:	Full
Construction Fund:		440	Spend by:	12/31/2019			FS Admin DS						Fscl Agnt Fee	Yes
							Deviating from schedule / relying on other funding - according to statute							

95% of BOND TRANSCRIPT - MASTER CASH FLOW-FINAL | RED = Administrative Modifications (Add Cell Note and | or Note in Explanation Column — 95% TRNSCRPT — ACTUAL | FUND ACCTG

REVENUE: Input Original Bond Transcript Pledged Revenues in YYYY Total Row
Mnthly Values are Formulas

PYMNTS: Input Schdld P&I in Mnthly Row
Year is Subtotal

2018A-$4,400,000 GO — Modified to 95% — Swimming Pool — Initial Bond Proceeds 36,264 + 2019-2022R-2020-2022E) — Running Balance $ 302,034 — Banyon 2023 BB — Running Balance $ 319,390

		Revenue						TTL Rev	Expense		PymntTtl	PROJECTED	Revenue +	Expense -	ACTUAL
Year	Mo | Day	TinWtr	TinWW	TlnGF	LEVY + (LvyAbtmnt)	SpclAssmnt	FC|ISD Abtmnt	$ -	Principal	Interest	P&I	$ 302,034	+IntAlloc | +Vrncs	-ContDisc -FsclAgnt -Vrncs	$ 319,390
2024 Total		$ -	$ -	$ -	$ 316,838	$ -	$ -	$ 316,838	$ 185,000	$ 114,525	$ 299,525	$ 336,762	$ 2,447	$ 8,333	$ 351,913
2025	1-Feb							$ -	$ 190,000	$ 55,875	$ 245,875	$ 90,887			$ 106,038
2025	15-Jun	$ -			$ 150,149			$ 150,149			$ -	$ 241,035			$ 256,187
2025	30-Jun							$ -			$ -	$ 241,035			$ 256,187
2025	1-Aug							$ -		$ 53,025	$ 53,025	$ 188,010			$ 203,162
2025	30-Nov				$ 150,149			$ 150,149			$ -	$ 338,159			$ 353,311
2025	30-Dec	$ -						$ -			$ -	$ 338,159			$ 353,311
2025 Total		$ -	$ -	$ -	$ 300,298	$ -	$ -	$ 300,298	$ 190,000	$ 108,900	$ 298,900	$ 338,159	$ -	$ -	$ 353,311
2026	1-Feb							$ -	$ 195,000	$ 53,025	$ 248,025	$ 90,134			$ 105,286
2026	15-Jun	$ -			$ 149,725			$ 149,725			$ -	$ 239,859			$ 255,011
2026	30-Jun							$ -			$ -	$ 239,859			$ 255,011
2026	1-Aug							$ -		$ 50,100	$ 50,100	$ 189,759			$ 204,911
2026	30-Nov				$ 149,725			$ 149,725			$ -	$ 339,484			$ 354,635
2026	30-Dec	$ -						$ -			$ -	$ 339,484			$ 354,635
2026 Total		$ -	$ -	$ -	$ 299,450	$ -	$ -	$ 299,450	$ 195,000	$ 103,125	$ 298,125	$ 339,484	$ -	$ -	$ 354,635
2027	1-Feb							$ -	$ 200,000	$ 50,100	$ 250,100	$ 89,384			$ 104,535
2027	15-Jun	$ -			$ 149,226			$ 149,226			$ -	$ 238,610			$ 253,761
2027	30-Jun							$ -			$ -	$ 238,610			$ 253,761
2027	1-Aug							$ -		$ 47,100	$ 47,100	$ 191,510			$ 206,661
2027	30-Nov				$ 149,226			$ 149,226			$ -	$ 340,736			$ 355,887
2027	30-Dec	$ -						$ -			$ -	$ 340,736			$ 355,887
2027 Total		$ -	$ -	$ -	$ 298,452	$ -	$ -	$ 298,452	$ 200,000	$ 97,200	$ 297,200	$ 340,736	$ -	$ -	$ 355,887
2028	1-Feb							$ -	$ 205,000	$ 47,100	$ 252,100	$ 88,636			$ 103,787
2028	15-Jun	$ -			$ 151,146			$ 151,146			$ -	$ 239,782			$ 254,934
2028	30-Jun							$ -			$ -	$ 239,782			$ 254,934
2028	1-Aug							$ -		$ 44,025	$ 44,025	$ 195,757			$ 210,909
2028	30-Nov				$ 151,146			$ 151,146			$ -	$ 346,904			$ 362,055
2028	30-Dec	$ -						$ -			$ -	$ 346,904			$ 362,055
2028 Total		$ -	$ -	$ -	$ 302,293	$ -	$ -	$ 302,293	$ 205,000	$ 91,125	$ 296,125	$ 346,904	$ -	$ -	$ 362,055
2029	1-Feb							$ -	$ 215,000	$ 44,025	$ 259,025	$ 87,879			$ 103,030
2029	15-Jun	$ -			$ 150,423			$ 150,423			$ -	$ 238,302			$ 253,453
2029	30-Jun							$ -			$ -	$ 238,302			$ 253,453
2029	1-Aug							$ -		$ 40,800	$ 40,800	$ 197,502			$ 212,653
2029	30-Nov				$ 150,423			$ 150,423			$ -	$ 347,925			$ 363,076
2029	30-Dec	$ -						$ -			$ -	$ 347,925			$ 363,076
2029 Total		$ -	$ -	$ -	$ 300,846	$ -	$ -	$ 300,846	$ 215,000	$ 84,825	$ 299,825	$ 347,925	$ -	$ -	$ 363,076
2030	1-Feb							$ -	$ 220,000	$ 40,800	$ 260,800	$ 87,125			$ 102,276
2030	15-Jun	$ -			$ 149,625			$ 149,625			$ -	$ 236,750			$ 251,901
2030	30-Jun							$ -			$ -	$ 236,750			$ 251,901
2030	1-Aug							$ -		$ 37,500	$ 37,500	$ 199,250			$ 214,401
2030	30-Nov				$ 149,625			$ 149,625			$ -	$ 348,875			$ 364,026
2030	30-Dec	$ -						$ -			$ -	$ 348,875			$ 364,026
2030 Total		$ -	$ -	$ -	$ 299,250	$ -	$ -	$ 299,250	$ 220,000	$ 78,300	$ 298,300	$ 348,875	$ -	$ -	$ 364,026
2031	1-Feb							$ -	$ 225,000	$ 37,500	$ 262,500	$ 86,375			$ 101,526
2031	15-Jun	$ -			$ 151,246			$ 151,246			$ -	$ 237,621			$ 252,773
2031	30-Jun							$ -			$ -	$ 237,621			$ 252,773
2031	1-Aug							$ -		$ 34,125	$ 34,125	$ 203,496			$ 218,648
2031	30-Nov				$ 151,246			$ 151,246			$ -	$ 354,742			$ 369,894
2031	30-Dec	$ -						$ -			$ -	$ 354,742			$ 369,894
2031 Total		$ -	$ -	$ -	$ 302,492	$ -	$ -	$ 302,492	$ 225,000	$ 71,625	$ 296,625	$ 354,742	$ -	$ -	$ 369,894
2032	1-Feb							$ -	$ 235,000	$ 34,125	$ 269,125	$ 85,617			$ 100,769
2032	15-Jun	$ -			$ 150,224			$ 150,224			$ -	$ 235,841			$ 250,992
2032	30-Jun							$ -			$ -	$ 235,841			$ 250,992
2032	1-Aug							$ -		$ 30,600	$ 30,600	$ 205,241			$ 220,392
2032	30-Nov				$ 150,224			$ 150,224			$ -	$ 355,464			$ 370,616

Chatfield MINNESOTA "THE CHOSEN VALLEY"

2018A-$4,400,000 GO — Swimming Pool — Bond Cashflow Ledger

Purchaser		Northland Securities			Revenue Alloc.	100%			Frmtting Key:	Input	Clcltn = No Input	Linked Cell		
Issue Amt			$4,400			Gvnmntal				CheckCell	Comment	Warning		
Dated:			9/10/2018			$6,340,268				Good/Vrfd	Modification	Total		
1st Bnd Pymnt:			8/1/2019								Investigate			
Fnl Bnd Pmnt:			2/1/2039											
Bond Cash Fund		340			Funds:	340	NA		Bond Yield:	3.0703809%			Cont. Disc:	Full
Construction Fund:		440	Spend by:	12/31/2019			FS Admin DS						Fscl Agnt Fee	Yes
							Deviating from schedule / relying on other funding - according to statute							

95% of BOND TRANSCRIPT - MASTER CASH FLOW-FINAL | RED = Administrative Modifications (Add Cell Note and | or Note in Explanation Column — 95% TRNSCRPT — ACTUAL | FUND ACCTG

REVENUE: Input Original Bond Transcript Pledged Revenues in YYYY Total Row
Mnthly Values are Formulas

PYMNTS: Input Schdld P&I in Mnthly Row
Year is Subtotal

Running Balance

2018A-$4,400,000 GO — Modified to 95% — Swimming Pool — Initial Bond Proceeds 36,264 + 2019-2022R-2020-2022E) — $ 302,034 — Banyon 2023 BB — $ 319,390

		Revenue						TTL Rev	Expense		PymntTtl	PROJECTED	Revenue +	Expense -	ACTUAL
Year	Mo | Day	TinWtr	TinWW	TlnGF	LEVY + (LvyAbtmnt)	SpclAssmnt	FC|ISD Abtmnt	$ -	Principal	Interest	P&I	$ 302,034	+IntAlloc | +Vrncs	-ContDisc -FsclAgnt -Vrncs	$ 319,390
2032	30-Dec	$ -						$ -			$ -	$ 355,464			$ 370,616
2032 Total		$ -	$ -	$ -	$ 300,447	$ -	$ -	$ 300,447	$ 235,000	$ 64,725	$ 299,725	$ 355,464	$ -	$ -	$ 370,616
2033	1-Feb							$ -	$ 240,000	$ 30,600	$ 270,600	$ 84,864			$ 100,016
2033	15-Jun	$ -			$ 151,620			$ 151,620			$ -	$ 236,484			$ 251,636
2033	30-Jun							$ -			$ -	$ 236,484			$ 251,636
2033	1-Aug							$ -		$ 27,000	$ 27,000	$ 209,484			$ 224,636
2033	30-Nov				$ 151,620			$ 151,620			$ -	$ 361,104			$ 376,256
2033	30-Dec	$ -						$ -			$ -	$ 361,104			$ 376,256
2033 Total		$ -	$ -	$ -	$ 303,240	$ -	$ -	$ 303,240	$ 240,000	$ 57,600	$ 297,600	$ 361,104	$ -	$ -	$ 376,256
2034	1-Feb							$ -	$ 250,000	$ 27,000	$ 277,000	$ 84,104			$ 99,256
2034	15-Jun	$ -			$ 152,555			$ 152,555			$ -	$ 236,659			$ 251,811
2034	30-Jun							$ -			$ -	$ 236,659			$ 251,811
2034	1-Aug							$ -		$ 22,938	$ 22,938	$ 213,722			$ 228,873
2034	30-Nov				$ 152,555			$ 152,555			$ -	$ 366,277			$ 381,429
2034	30-Dec	$ -						$ -			$ -	$ 366,277			$ 381,429
2034 Total		$ -	$ -	$ -	$ 305,111	$ -	$ -	$ 305,111	$ 250,000	$ 49,938	$ 299,938	$ 366,277	$ -	$ -	$ 381,429
2035	1-Feb							$ -	$ 260,000	$ 22,938	$ 282,938	$ 83,340			$ 98,491
2035	15-Jun	$ -			$ 153,328			$ 153,328			$ -	$ 236,668			$ 251,819
2035	30-Jun							$ -			$ -	$ 236,668			$ 251,819
2035	1-Aug							$ -		$ 18,713	$ 18,713	$ 217,955			$ 233,107
2035	30-Nov				$ 153,328			$ 153,328			$ -	$ 371,283			$ 386,435
2035	30-Dec	$ -						$ -			$ -	$ 371,283			$ 386,435
2035 Total		$ -	$ -	$ -	$ 306,656	$ -	$ -	$ 306,656	$ 260,000	$ 41,650	$ 301,650	$ 371,283	$ -	$ -	$ 386,435
2036	1-Feb							$ -	$ 270,000	$ 18,713	$ 288,713	$ 82,571			$ 97,722
2036	15-Jun				$ 153,939			$ 153,939			$ -	$ 236,510			$ 251,662
2036	30-Jun							$ -			$ -	$ 236,510			$ 251,662
2036	1-Aug							$ -		$ 14,325	$ 14,325	$ 222,185			$ 237,337
2036	30-Nov				$ 153,939			$ 153,939			$ -	$ 376,125			$ 391,276
2036	30-Dec							$ -			$ -	$ 376,125			$ 391,276
2036 Total		$ -	$ -	$ -	$ 307,879	$ -	$ -	$ 307,879	$ 270,000	$ 33,038	$ 303,038	$ 376,125	$ -	$ -	$ 391,276
2037	1-Feb							$ -	$ 280,000	$ 14,325	$ 294,325	$ 81,800			$ 96,951
2037	15-Jun				$ 154,388			$ 154,388			$ -	$ 236,188			$ 251,340
2037	30-Jun							$ -			$ -	$ 236,188			$ 251,340
2037	1-Aug							$ -		$ 9,775	$ 9,775	$ 226,413			$ 241,565
2037	30-Nov				$ 154,388			$ 154,388			$ -	$ 380,801			$ 395,953
2037	30-Dec							$ -			$ -	$ 380,801			$ 395,953
2037 Total		$ -	$ -	$ -	$ 308,777	$ -	$ -	$ 308,777	$ 280,000	$ 24,100	$ 304,100	$ 380,801	$ -	$ -	$ 395,953
2038	1-Feb							$ -	$ 290,000	$ 9,775	$ 299,775	$ 81,026			$ 96,178
2038	15-Jun				$ 154,675			$ 154,675			$ -	$ 235,701			$ 250,853
2038	30-Jun							$ -			$ -	$ 235,701			$ 250,853
2038	1-Aug							$ -		$ 5,063	$ 5,063	$ 230,638			$ 245,790
2038	30-Nov				$ 154,675			$ 154,675			$ -	$ 385,313			$ 400,465
2038	30-Dec							$ -			$ -	$ 385,313			$ 400,465
2038 Total		$ -	$ -	$ -	$ 309,349	$ -	$ -	$ 309,349	$ 290,000	$ 14,838	$ 304,838	$ 385,313	$ -	$ -	$ 400,465
2039	1-Feb							$ -	$ 300,000	$ 5,063	$ 305,063	$ 80,251			$ 95,402
2039	15-Jun	$ -			$ -			$ -			$ -	$ 80,251			$ 95,402
2039	30-Jun							$ -			$ -	$ 80,251			$ 95,402
2039	1-Aug							$ -			$ -	$ 80,251			$ 95,402
2039	30-Nov				$ -			$ -			$ -	$ 80,251			$ 95,402
2039	30-Dec	$ -						$ -			$ -	$ 80,251			$ 95,402
2039 Total		$ -	$ -	$ -		$ -	$ -	$ -	$ 300,000	$ 5,063	$ 305,063	$ 80,251	$ -	$ -	$ 95,402

Chatfield MINNESOTA "THE CHOSEN VALLEY"

2019A-$225,000 GO Tax Abatement — Hwy 52 Street Lights — Bond Cashflow Ledger

Purchaser	F&M Community Bank		Revenue Alloc.	100%			Frmtting Key:	Input	Clcltn = No Input	Linked Cell			
Issue Amt		$225,000		Gvnmntal				CheckCell	Comment	Warning			
Dated:		5/17/2019		$252,543				Good/Vrfd	Modification	Total			
1st Bnd Pymnt:		2/1/2020		Lvy(TxAbtmnt)					Investigate				
Fnl Bnd Pmnt:		2/1/2027											
Bond Cash Fund	342			Funds:	342		Bond Yield:	2.9986%			Cont. Disc:	None	
Construction Fund:	442	Spend by:	12/31/2020			FS Admin DS					Fscl Agnt Fee	No-Clerk	
						Deviating from schedule / relying on other funding - according to statute							

95% of BOND TRANSCRIPT - MASTER CASH FLOW-FINAL | RED = Administrative Modifications (Add Cell Note and | or Note in Explanation Column — 95% TRNSCRPT — ACTUAL | FUND ACCTG

REVENUE: Input Original Bond Transcript Pledged Revenues in YYYY Total Row
Mnthly Values are Formulas

PYMNTS: Input Schdld P&I in Mnthly Row
Year is Subtotal

Running Balance

2019A-$225,000 GO Tax Abatement — Modified to 95% — Hwy 52 Street Lights

Initial Bond Proceeds 5,450 + 2023BB — $ 38,807 — Initial Deposit to DS Fund — $ 38,807

		Revenue						TTL Rev	Expense		PymntTtl	PROJECTED	Revenue +	Expense -	ACTUAL
Year	Mo | Day	TinWtr	TinWW	TInGF	LEVY + (LvyAbtmnt)	SpclAssmnt	FC|ISD Abtmnt	$ -	Principal	Interest	P&I	$ 38,807	+IntAlloc | +Vrncs	-ContDisc -FsclAgnt -Vrncs	$ 38,807
2024 Total		$ -	$ -	$ -	$ 36,150	$ -	$ -	$ 36,150	$ 32,000	$ 3,630	$ 35,630	$ 39,862	$ 599	$ 927	$ 64,989
2025	1-Feb							$ -	$ 33,000	$ 1,575	$ 34,575	$ 5,287			$ 30,414
2025	15-Jun	$ -			$ 17,651			$ 17,651			$ -	$ 22,938			$ 48,065
2025	30-Jun							$ -			$ -	$ 22,938			$ 48,065
2025	1-Aug							$ -		$ 1,080	$ 1,080	$ 21,858			$ 46,985
2025	30-Nov				$ 17,651			$ 17,651			$ -	$ 39,509			$ 64,636
2025	30-Dec	$ -						$ -			$ -	$ 39,509			$ 64,636
2025 Total		$ -	$ -	$ -	$ 35,302	$ -	$ -	$ 35,302	$ 33,000	$ 2,655	$ 35,655	$ 39,509	$ -	$ -	$ 64,636
2026	1-Feb							$ -	$ 35,000	$ 1,080	$ 36,080	$ 3,429			$ 28,556
2026	15-Jun	$ -			$ 18,102			$ 18,102			$ -	$ 21,531			$ 46,658
2026	30-Jun							$ -			$ -	$ 21,531			$ 46,658
2026	1-Aug							$ -		$ 555	$ 555	$ 20,976			$ 46,103
2026	30-Nov				$ 18,102			$ 18,102			$ -	$ 39,079			$ 64,205
2026	30-Dec	$ -						$ -			$ -	$ 39,079			$ 64,205
2026 Total		$ -	$ -	$ -	$ 36,205	$ -	$ -	$ 36,205	$ 35,000	$ 1,635	$ 36,635	$ 39,079	$ -	$ -	$ 64,205
2027	1-Feb							$ -	$ 37,000	$ 555	$ 37,555	$ 1,524			$ 26,650
2027	15-Jun	$ -			$ -			$ -			$ -	$ 1,524			$ 26,650
2027	30-Jun							$ -			$ -	$ 1,524			$ 26,650
2027	1-Aug							$ -			$ -	$ 1,524			$ 26,650
2027	30-Nov				$ -			$ -			$ -	$ 1,524			$ 26,650
2027	30-Dec	$ -						$ -			$ -	$ 1,524			$ 26,650
2027 Total		$ -	$ -	$ -		$ -	$ -	$ -	$ 37,000	$ 555	$ 37,555	$ 1,524	$ -	$ -	$ 26,650

Chatfield MINNESOTA "THE CHOSEN VALLEY"

2022A-$1,469,000 GO Util Rev — Water & Storm Imprv. — Bond Cashflow Ledger

Purchaser		F&M Community Bank		Revenue Alloc.	18%	82%		Frmtting Key:	Input	Clcltn = No Input	Linked Cell			
Issue Amt			$1,469,000		Gvnmntal	Wtr			CheckCell	Comment	Warning			
Dated:			6/13/2022	$2,132,042	$390,443	$1,741,599			Good/Vrfd	Modification	Total			
1st Bnd Pymnt:			2/1/2023							Investigate				
Fnl Bnd Pmnt:			2/1/2043											
Bond Cash Fund		343		Funds:	343	303		Bond Yield:	3.1995550%			Cont. Disc:	None	
Construction Fund:		443	Spend by:	12/31/2023		FS Admin DS						Fscl Agnt Fee	No	
					Deviating from schedule / relying on other funding - according to statute									

95% of BOND TRANSCRIPT - MASTER CASH FLOW-FINAL | RED = Administrative Modifications (Add Cell Note and | or Note in Explanation Column — 95% TRNSCRPT — ACTUAL | FUND ACCTG

REVENUE: Input Original Bond Transcript Pledged Revenues in YYYY Total Row
Mnthly Values are Formulas

PYMNTS: Input Schdld P&I in Mnthly Row
Year is Subtotal

Running Balance

2022A-$1,469,000 GO Util Rev — Modified To 95% — Water & Storm Imprv

Initial Deposit to DS Fund | Bond Proceeds: $ 62,971 — Initial Deposit to DS Fund: $ 62,971

Year	Mo | Day	Revenue: TinWtr 601-765	TinWW	TlnGF 801-43100-765	LEVY + (LvyAbtmnt)	SpclAssmnt	FC|ISD Abtmnt	TTL Rev	Expense: Principal	Interest	PymntTtl: P&I	PROJECTED	Revenue + +IntAlloc | +Vrncs	Expense - -ContDisc -FsclAgnt -Vrncs	ACTUAL
								$ -				$ 62,971			$ 62,971
2024 Total		$ 80,166		$ 18,918	$ -	$ -	$ -	$ 99,084	$ 52,000	$ 45,216	$ 97,216	$ 84,993	$ 569	$ -	$ 90,455
2025	1-Feb							$ -	$ 54,000	$ 22,192	$ 76,192	$ 8,801			$ 14,263
2025	15-Jun	$ 40,194	$ -	$ -	$ 9,011			$ 49,204			$ -	$ 58,005			$ 63,467
2025	30-Jun							$ -			$ -	$ 58,005			$ 63,467
2025	1-Aug							$ -		$ 21,328	$ 21,328	$ 36,677			$ 42,139
2025	30-Nov				$ 9,011			$ 9,011			$ -	$ 45,688			$ 51,150
2025	30-Dec	$ 40,194	$ -	$ -				$ 40,194			$ -	$ 85,882			$ 91,343
2025 Total		$ 80,387			$ 18,022	$ -	$ -	$ 98,409	$ 54,000	$ 43,520	$ 97,520	$ 85,882	$ -	$ -	$ 91,343
2026	1-Feb							$ -	$ 56,000	$ 21,328	$ 77,328	$ 8,554			$ 14,015
2026	15-Jun	$ 40,279	$ -	$ -	$ 9,030			$ 49,308			$ -	$ 57,862			$ 63,323
2026	30-Jun							$ -			$ -	$ 57,862			$ 63,323
2026	1-Aug							$ -		$ 20,432	$ 20,432	$ 37,430			$ 42,891
2026	30-Nov				$ 9,030			$ 9,030			$ -	$ 46,460			$ 51,921
2026	30-Dec	$ 40,279	$ -	$ -				$ 40,279			$ -	$ 86,738			$ 92,200
2026 Total		$ 80,557			$ 18,060	$ -	$ -	$ 98,617	$ 56,000	$ 41,760	$ 97,760	$ 86,738	$ -	$ -	$ 92,200
2027	1-Feb							$ -	$ 58,000	$ 20,432	$ 78,432	$ 8,306			$ 13,768
2027	15-Jun	$ 40,337	$ -	$ -	$ 9,043			$ 49,380			$ -	$ 57,686			$ 63,148
2027	30-Jun							$ -			$ -	$ 57,686			$ 63,148
2027	1-Aug							$ -		$ 19,504	$ 19,504	$ 38,182			$ 43,644
2027	30-Nov				$ 9,043			$ 9,043			$ -	$ 47,225			$ 52,687
2027	30-Dec	$ 40,337	$ -	$ -				$ 40,337			$ -	$ 87,562			$ 93,024
2027 Total		$ 80,674			$ 18,086	$ -	$ -	$ 98,760	$ 58,000	$ 39,936	$ 97,936	$ 87,562	$ -	$ -	$ 93,024
2028	1-Feb							$ -	$ 60,000	$ 19,504	$ 79,504	$ 8,058			$ 13,520
2028	15-Jun	$ 39,962	$ -	$ -	$ 8,959			$ 48,921			$ -	$ 56,980			$ 62,441
2028	30-Jun							$ -			$ -	$ 56,980			$ 62,441
2028	1-Aug							$ -		$ 18,544	$ 18,544	$ 38,436			$ 43,897
2028	30-Nov				$ 8,959			$ 8,959			$ -	$ 47,395			$ 52,856
2028	30-Dec	$ 39,962	$ -	$ -				$ 39,962			$ -	$ 87,357			$ 92,818
2028 Total		$ 79,924			$ 17,918	$ -	$ -	$ 97,842	$ 60,000	$ 38,048	$ 98,048	$ 87,357	$ -	$ -	$ 92,818
2029	1-Feb							$ -	$ 61,000	$ 18,544	$ 79,544	$ 7,813			$ 13,274
2029	15-Jun	$ 39,982	$ -	$ -	$ 8,963			$ 48,945			$ -	$ 56,758			$ 62,219
2029	30-Jun							$ -			$ -	$ 56,758			$ 62,219
2029	1-Aug							$ -		$ 17,568	$ 17,568	$ 39,190			$ 44,651
2029	30-Nov				$ 8,963			$ 8,963			$ -	$ 48,153			$ 53,615
2029	30-Dec	$ 39,982	$ -	$ -				$ 39,982			$ -	$ 88,135			$ 93,596
2029 Total		$ 79,963			$ 17,927	$ -	$ -	$ 97,890	$ 61,000	$ 36,112	$ 97,112	$ 88,135	$ -	$ -	$ 93,596
2030	1-Feb							$ -	$ 63,000	$ 17,568	$ 80,568	$ 7,567			$ 13,028
2030	15-Jun	$ 39,976	$ -	$ -	$ 8,962			$ 48,937			$ -	$ 56,504			$ 61,966
2030	30-Jun							$ -			$ -	$ 56,504			$ 61,966
2030	1-Aug							$ -		$ 16,560	$ 16,560	$ 39,944			$ 45,406
2030	30-Nov				$ 8,962			$ 8,962			$ -	$ 48,906			$ 54,367
2030	30-Dec	$ 39,976	$ -	$ -				$ 39,976			$ -	$ 88,881			$ 94,343
2030 Total		$ 79,951			$ 17,924	$ -	$ -	$ 97,875	$ 63,000	$ 34,128	$ 97,128	$ 88,881	$ -	$ -	$ 94,343
2031	1-Feb							$ -	$ 65,000	$ 16,560	$ 81,560	$ 7,321			$ 12,783
2031	15-Jun	$ 39,943	$ -	$ -	$ 8,955			$ 48,897			$ -	$ 56,219			$ 61,680
2031	30-Jun							$ -			$ -	$ 56,219			$ 61,680
2031	1-Aug							$ -		$ 15,520	$ 15,520	$ 40,699			$ 46,160
2031	30-Nov				$ 8,955			$ 8,955			$ -	$ 49,654			$ 55,115
2031	30-Dec	$ 39,943	$ -	$ -				$ 39,943			$ -	$ 89,596			$ 95,058
2031 Total		$ 79,886			$ 17,909	$ -	$ -	$ 97,795	$ 65,000	$ 32,080	$ 97,080	$ 89,596	$ -	$ -	$ 95,058
2032	1-Feb							$ -	$ 67,000	$ 15,520	$ 82,520	$ 7,076			$ 12,538

Chatfield MINNESOTA "THE CHOSEN VALLEY"

2022A-$1,469,000 GO Util Rev — Water & Storm Imprv. — Bond Cashflow Ledger

Purchaser	F&M Community Bank		Revenue Alloc.	18%	82%		Frmtting Key:	Input	Clcltn = No Input	Linked Cell			
Issue Amt		$1,469,000		Gvnmntal	Wtr			CheckCell	Comment	Warning			
Dated:		6/13/2022	$2,132,042	$390,443	$1,741,599			Good/Vrfd	Modification	Total			
1st Bnd Pymnt:		2/1/2023							Investigate				
Fnl Bnd Pmnt:		2/1/2043											
Bond Cash Fund	343		Funds:	343	303		Bond Yield:	3.1995550%			Cont. Disc:	None	
Construction Fund:	443	Spend by: 12/31/2023			FS Admin DS						Fscl Agnt Fee	No	

Deviating from schedule / relying on other funding - according to statute

95% of BOND TRANSCRIPT - MASTER CASH FLOW-FINAL | RED = Administrative Modifications (Add Cell Note and | or Note in Explanation Column — 95% TRNSCRPT — ACTUAL | FUND ACCTG

REVENUE: Input Original Bond Transcript Pledged Revenues in YYYY Total Row
Mnthly Values are Formulas

PYMNTS: Input Schdld P&I in Mnthly Row
Year is Subtotal

Running Balance

2022A-$1,469,000 GO Util Rev — Modified To 95% — Water & Storm Imprv

Initial Deposit to DS Fund | Bond Proceeds: $ 62,971 — Initial Deposit to DS Fund: $ 62,971

		Revenue						TTL Rev	Expense		PymntTtl	PROJECTED	Revenue +	Expense -	ACTUAL
Year	Mo | Day	TinWtr 601-765	TinWW	TlnGF 801-43100-765	LEVY + (LvyAbtmnt)	SpclAssmnt	FC|ISD Abtmnt	$ -	Principal	Interest	P&I	$ 62,971	+IntAlloc | +Vrncs	-ContDisc -FsclAgnt -Vrncs	$ 62,971
2032	15-Jun	$ 40,291	$ -	$ -	$ 9,033			$ 49,324			$ -	$ 56,400			$ 61,862
2032	30-Jun							$ -			$ -	$ 56,400			$ 61,862
2032	1-Aug							$ -		$ 14,448	$ 14,448	$ 41,952			$ 47,414
2032	30-Nov				$ 9,033			$ 9,033			$ -	$ 50,985			$ 56,446
2032	30-Dec	$ 40,291	$ -	$ -				$ 40,291			$ -	$ 91,276			$ 96,738
2032 Total		$ 80,583			$ 18,065	$ -	$ -	$ 98,648	$ 67,000	$ 29,968	$ 96,968	$ 91,276	$ -	$ -	$ 96,738
2033	1-Feb							$ -	$ 70,000	$ 14,448	$ 84,448	$ 6,828			$ 12,290
2033	15-Jun	$ 40,194	$ -	$ -	$ 9,011			$ 49,204			$ -	$ 56,033			$ 61,494
2033	30-Jun							$ -			$ -	$ 56,033			$ 61,494
2033	1-Aug							$ -		$ 13,328	$ 13,328	$ 42,705			$ 48,166
2033	30-Nov				$ 9,011			$ 9,011			$ -	$ 51,715			$ 57,177
2033	30-Dec	$ 40,194	$ -	$ -				$ 40,194			$ -	$ 91,909			$ 97,370
2033 Total		$ 80,387			$ 18,022	$ -	$ -	$ 98,409	$ 70,000	$ 27,776	$ 97,776	$ 91,909	$ -	$ -	$ 97,370
2034	1-Feb							$ -	$ 72,000	$ 13,328	$ 85,328	$ 6,581			$ 12,042
2034	15-Jun	$ 40,070	$ -	$ -	$ 8,983			$ 49,053			$ -	$ 55,634			$ 61,096
2034	30-Jun							$ -			$ -	$ 55,634			$ 61,096
2034	1-Aug							$ -		$ 12,176	$ 12,176	$ 43,458			$ 48,920
2034	30-Nov				$ 8,983			$ 8,983			$ -	$ 52,441			$ 57,903
2034	30-Dec	$ 40,070	$ -	$ -				$ 40,070			$ -	$ 92,511			$ 97,973
2034 Total		$ 80,140			$ 17,966	$ -	$ -	$ 98,107	$ 72,000	$ 25,504	$ 97,504	$ 92,511	$ -	$ -	$ 97,973
2035	1-Feb							$ -	$ 74,000	$ 12,176	$ 86,176	$ 6,335			$ 11,797
2035	15-Jun	$ 40,328	$ -	$ -	$ 9,041			$ 49,368			$ -	$ 55,704			$ 61,165
2035	30-Jun							$ -			$ -	$ 55,704			$ 61,165
2035	1-Aug							$ -		$ 10,992	$ 10,992	$ 44,712			$ 50,173
2035	30-Nov				$ 9,041			$ 9,041			$ -	$ 53,752			$ 59,214
2035	30-Dec	$ 40,328	$ -	$ -				$ 40,328			$ -	$ 94,080			$ 99,541
2035 Total		$ 80,655			$ 18,081	$ -	$ -	$ 98,736	$ 74,000	$ 23,168	$ 97,168	$ 94,080	$ -	$ -	$ 99,541
2036	1-Feb							$ -	$ 77,000	$ 10,992	$ 87,992	$ 6,088			$ 11,549
2036	15-Jun	$ 40,138	$ -	$ -	$ 8,998			$ 49,137			$ -	$ 55,225			$ 60,686
2036	30-Jun							$ -			$ -	$ 55,225			$ 60,686
2036	1-Aug							$ -		$ 9,760	$ 9,760	$ 45,465			$ 50,926
2036	30-Nov				$ 8,998			$ 8,998			$ -	$ 54,463			$ 59,925
2036	30-Dec	$ 40,138	$ -	$ -				$ 40,138			$ -	$ 94,601			$ 100,063
2036 Total		$ 80,277			$ 17,997	$ -	$ -	$ 98,274	$ 77,000	$ 20,752	$ 97,752	$ 94,601	$ -	$ -	$ 100,063
2037	1-Feb							$ -	$ 79,000	$ 9,760	$ 88,760	$ 5,841			$ 11,303
2037	15-Jun	$ 40,331	$ -	$ -	$ 9,042			$ 49,372			$ -	$ 55,214			$ 60,675
2037	30-Jun							$ -			$ -	$ 55,214			$ 60,675
2037	1-Aug							$ -		$ 8,496	$ 8,496	$ 46,718			$ 52,179
2037	30-Nov				$ 9,042			$ 9,042			$ -	$ 55,759			$ 61,221
2037	30-Dec	$ 40,331	$ -	$ -				$ 40,331			$ -	$ 96,090			$ 101,552
2037 Total		$ 80,662			$ 18,083	$ -	$ -	$ 98,745	$ 79,000	$ 18,256	$ 97,256	$ 96,090	$ -	$ -	$ 101,552
2038	1-Feb							$ -	$ 82,000	$ 8,496	$ 90,496	$ 5,594			$ 11,056
2038	15-Jun	$ 40,076	$ -	$ -	$ 8,985			$ 49,061			$ -	$ 54,655			$ 60,117
2038	30-Jun							$ -			$ -	$ 54,655			$ 60,117
2038	1-Aug							$ -		$ 7,184	$ 7,184	$ 47,471			$ 52,933
2038	30-Nov				$ 8,985			$ 8,985			$ -	$ 56,456			$ 61,917
2038	30-Dec	$ 40,076	$ -	$ -				$ 40,076			$ -	$ 96,532			$ 101,994
2038 Total		$ 80,152			$ 17,969	$ -	$ -	$ 98,122	$ 82,000	$ 15,680	$ 97,680	$ 96,532	$ -	$ -	$ 101,994
2039	1-Feb							$ -	$ 84,000	$ 7,184	$ 91,184	$ 5,348			$ 10,810
2039	15-Jun	$ 40,204	$ -	$ -	$ 9,013			$ 49,217			$ -	$ 54,565			$ 60,026
2039	30-Jun							$ -			$ -	$ 54,565			$ 60,026

Chatfield MINNESOTA "THE CHOSEN VALLEY"

2022A-$1,469,000 GO Util Rev — Water & Storm Imprv. — Bond Cashflow Ledger

Purchaser		F&M Community Bank		Revenue Alloc.	18%	82%		Frmtting Key:	Input	Clcltn = No Input	Linked Cell			
Issue Amt			$1,469,000			Gvnmntal	Wtr		CheckCell	Comment	Warning			
Dated:			6/13/2022		$2,132,042	$390,443	$1,741,599		Good/Vrfd	Modification	Total			
1st Bnd Pymnt:			2/1/2023							Investigate				
Fnl Bnd Pmnt:			2/1/2043											
Bond Cash Fund		343			Funds:	343	303	Bond Yield:	3.1995550%			Cont. Disc:	None	
Construction Fund:		443	Spend by:	12/31/2023			FS Admin DS					Fscl Agnt Fee	No	
					Deviating from schedule / relying on other funding - according to statute									

95% of BOND TRANSCRIPT - MASTER CASH FLOW-FINAL | RED = Administrative Modifications (Add Cell Note and | or Note in Explanation Column — 95% TRNSCRPT — ACTUAL | FUND ACCTG

REVENUE: Input Original Bond Transcript Pledged Revenues in YYYY Total Row
Mnthly Values are Formulas

PYMNTS: Input Schdld P&I in Mnthly Row
Year is Subtotal

2022A-$1,469,000 GO Util Rev — Modified To 95% — Water & Storm Imprv

Initial Deposit to DS Fund | Bond Proceeds: Running Balance $ 62,971 — Initial Deposit to DS Fund: Running Balance $ 62,971

		Revenue						TTL Rev	Expense		PymntTtl	PROJECTED	Revenue +	Expense -	ACTUAL
Year	Mo | Day	TinWtr 601-765	TinWW	TlnGF 801-43100-765	LEVY + (LvyAbtmnt)	SpclAssmnt	FC|ISD Abtmnt	$ -	Principal	Interest	P&I	$ 62,971	+IntAlloc | +Vrncs	-ContDisc -FsclAgnt -Vrncs	$ 62,971
2039	1-Aug							$ -		$ 5,840	$ 5,840	$ 48,725			$ 54,186
2039	30-Nov				$ 9,013			$ 9,013			$ -	$ 57,738			$ 63,199
2039	30-Dec	$ 40,204	$ -	$ -				$ 40,204			$ -	$ 97,941			$ 103,403
2039 Total		$ 80,407			$ 18,026	$ -	$ -	$ 98,433	$ 84,000	$ 13,024	$ 97,024	$ 97,941	$ -	$ -	$ 103,403
2040	1-Feb							$ -	$ 87,000	$ 5,840	$ 92,840	$ 5,101			$ 10,563
2040	15-Jun	$ 40,291	$ -	$ -	$ 9,033			$ 49,324			$ -	$ 54,425			$ 59,887
2040	30-Jun							$ -			$ -	$ 54,425			$ 59,887
2040	1-Aug							$ -		$ 4,448	$ 4,448	$ 49,977			$ 55,439
2040	30-Nov				$ 9,033			$ 9,033			$ -	$ 59,010			$ 64,471
2040	30-Dec	$ 40,291	$ -	$ -				$ 40,291			$ -	$ 99,301			$ 104,763
2040 Total		$ 80,583			$ 18,065	$ -	$ -	$ 98,648	$ 87,000	$ 10,288	$ 97,288	$ 99,301	$ -	$ -	$ 104,763
2041	1-Feb							$ -	$ 90,000	$ 4,448	$ 94,448	$ 4,853			$ 10,315
2041	15-Jun	$ 40,340	$ -	$ -	$ 9,044			$ 49,384			$ -	$ 54,238			$ 59,699
2041	30-Jun							$ -			$ -	$ 54,238			$ 59,699
2041	1-Aug							$ -		$ 3,008	$ 3,008	$ 51,230			$ 56,691
2041	30-Nov				$ 9,044			$ 9,044			$ -	$ 60,274			$ 65,735
2041	30-Dec	$ 40,340	$ -	$ -				$ 40,340			$ -	$ 100,614			$ 106,076
2041 Total		$ 80,681			$ 18,088	$ -	$ -	$ 98,769	$ 90,000	$ 7,456	$ 97,456	$ 100,614	$ -	$ -	$ 106,076
2042	1-Feb							$ -	$ 93,000	$ 3,008	$ 96,008	$ 4,606			$ 10,067
2042	15-Jun	$ 39,943	$ -	$ -	$ 8,955			$ 48,897			$ -	$ 53,503			$ 58,965
2042	30-Jun							$ -			$ -	$ 53,503			$ 58,965
2042	1-Aug							$ -		$ 1,520	$ 1,520	$ 51,983			$ 57,445
2042	30-Nov				$ 8,955			$ 8,955			$ -	$ 60,938			$ 66,400
2042	30-Dec	$ 39,943	$ -	$ -				$ 39,943			$ -	$ 100,881			$ 106,342
2042 Total		$ 79,886			$ 17,909	$ -	$ -	$ 97,795	$ 93,000	$ 4,528	$ 97,528	$ 100,881	$ -	$ -	$ 106,342
2043	1-Feb							$ -	$ 95,000	$ 1,520	$ 96,520	$ 4,361			$ 9,822
2043	15-Jun	$ -	$ -	$ -	$ -			$ -			$ -	$ 4,361			$ 9,822
2043	30-Jun							$ -			$ -	$ 4,361			$ 9,822
2043	1-Aug							$ -			$ -	$ 4,361			$ 9,822
2043	30-Nov				$ -			$ -			$ -	$ 4,361			$ 9,822
2043	30-Dec	$ -	$ -	$ -				$ -			$ -	$ 4,361			$ 9,822
2043 Total		$ -	$ -	$ -	$ -	$ -	$ -	$ -	$ 95,000	$ 1,520	$ 96,520	$ 4,361	$ -	$ -	$ 9,822

Chatfield MINNESOTA "THE CHOSEN VALLEY"

2022B-$750,000 TX GO CP (LVY) — Public Works Facility — Bond Cashflow Ledger

Purchaser	Bremer		Revenue Alloc.	100%			Frmtting Key:	Input	Clcltn = No Inpu	Linked Cell			
Issue Amt		$750,000		Gvnmntal				CheckCell	Comment	Warning			
Dated:		11/15/2022		$2,483,461				Good/Vrfd	Modification	Total			
1st Bnd Pymnt:		8/1/2023		Levy					Investigate				
Fnl Bnd Pmnt:		2/1/2043											
Bond Cash Fund	344		Funds:	344			Bond Yield:	5.99896%			Cont. Disc:		
Construction Fund:	444	Spend by:			FS Admin DS						Fscl Agnt Fee	No	

Deviating from schedule / relying on other funding - according to statute

DS Bond Proceeds = 95,000 (3GFxfr 30,000 12/2022, 65,000 06/2023&11/2023)

95% of BOND TRANSCRIPT - MASTER CASH FLOW-FINAL | RED = Administrative Modifications (Add Cell Note and | or Note in Explanation Column — 95% TRNSCRPT — ACTUAL | FUND ACCTG

REVENUE: Input Original Bond Transcript Pledged Revenues in YYYY Total Row
Mnthly Values are Formulas

PYMNTS: Input Schdld P&I in Mnthly Row
Year is Subtotal

2022B-$750,000 TX GO CP (LVY) — Modofied to 95% — Public Works Facility

Initial Deposit to DS Fund | Bond Proceeds: $ 95,000 — Initial Deposit to DS Fund: $ 95,000

		Revenue						TTL Rev	Expense		PymntTtl	PROJECTED	Revenue +	Expense -	ACTUAL
Year	Mo | Day	TinWtr	TinWW	TInGF	LEVY + (LvyAbtmnt)	SpclAssmnt	FC|ISD Abtmnt	$ -	Principal	Interest	P&I	Running Balance $ 95,000	+IntAlloc | +Vrncs	-ContDisc -FsclAgnt -Vrncs	Running Balance $ 95,000
2024 Total		$ -	$ -	$ -	$ -	$ -	$ -	$ -	$ -	$ 45,000	$ 45,000	$ 23,500	$ 722	$ -	$ 30,964
2025	1-Feb							$ -		$ 22,500	$ 22,500	$ 1,000			$ 8,464
2025	15-Jun	$ -			$ 34,414			$ 34,414			$ -	$ 35,414			$ 42,877
2025	30-Jun							$ -			$ -	$ 35,414			$ 42,877
2025	1-Aug							$ -		$ 22,500	$ 22,500	$ 12,914			$ 20,377
2025	30-Nov				$ 34,414			$ 34,414			$ -	$ 47,328			$ 54,791
2025	30-Dec	$ -						$ -			$ -	$ 47,328			$ 54,791
2025 Total		$ -	$ -	$ -	$ 68,828	$ -	$ -	$ 68,828	$ -	$ 45,000	$ 45,000	$ 47,328	$ -	$ -	$ 54,791
2026	1-Feb							$ -	$ 24,000	$ 22,500	$ 46,500	$ 828			$ 8,291
2026	15-Jun	$ -			$ 34,693			$ 34,693			$ -	$ 35,521			$ 42,984
2026	30-Jun							$ -			$ -	$ 35,521			$ 42,984
2026	1-Aug							$ -		$ 21,780	$ 21,780	$ 13,741			$ 21,204
2026	30-Nov				$ 34,693			$ 34,693			$ -	$ 48,434			$ 55,897
2026	30-Dec	$ -						$ -			$ -	$ 48,434			$ 55,897
2026 Total		$ -	$ -	$ -	$ 69,386	$ -	$ -	$ 69,386	$ 24,000	$ 44,280	$ 68,280	$ 48,434	$ -	$ -	$ 55,897
2027	1-Feb							$ -	$ 26,000	$ 21,780	$ 47,780	$ 654			$ 8,117
2027	15-Jun	$ -			$ 34,414			$ 34,414			$ -	$ 35,067			$ 42,531
2027	30-Jun							$ -			$ -	$ 35,067			$ 42,531
2027	1-Aug							$ -		$ 21,000	$ 21,000	$ 14,067			$ 21,531
2027	30-Nov				$ 34,414			$ 34,414			$ -	$ 48,481			$ 55,945
2027	30-Dec	$ -						$ -			$ -	$ 48,481			$ 55,945
2027 Total		$ -	$ -	$ -	$ 68,828	$ -	$ -	$ 68,828	$ 26,000	$ 42,780	$ 68,780	$ 48,481	$ -	$ -	$ 55,945
2028	1-Feb							$ -	$ 27,000	$ 21,000	$ 48,000	$ 481			$ 7,945
2028	15-Jun	$ -			$ 34,603			$ 34,603			$ -	$ 35,084			$ 42,548
2028	30-Jun							$ -			$ -	$ 35,084			$ 42,548
2028	1-Aug							$ -		$ 20,190	$ 20,190	$ 14,894			$ 22,358
2028	30-Nov				$ 34,603			$ 34,603			$ -	$ 49,498			$ 56,961
2028	30-Dec	$ -						$ -			$ -	$ 49,498			$ 56,961
2028 Total		$ -	$ -	$ -	$ 69,207	$ -	$ -	$ 69,207	$ 27,000	$ 41,190	$ 68,190	$ 49,498	$ -	$ -	$ 56,961
2029	1-Feb							$ -	$ 29,000	$ 20,190	$ 49,190	$ 308			$ 7,771
2029	15-Jun	$ -			$ 34,733			$ 34,733			$ -	$ 35,041			$ 42,504
2029	30-Jun							$ -			$ -	$ 35,041			$ 42,504
2029	1-Aug							$ -		$ 19,320	$ 19,320	$ 15,721			$ 23,184
2029	30-Nov				$ 34,733			$ 34,733			$ -	$ 50,454			$ 57,917
2029	30-Dec	$ -						$ -			$ -	$ 50,454			$ 57,917
2029 Total		$ -	$ -	$ -	$ 69,466	$ -	$ -	$ 69,466	$ 29,000	$ 39,510	$ 68,510	$ 50,454	$ -	$ -	$ 57,917
2030	1-Feb							$ -	$ 31,000	$ 19,320	$ 50,320	$ 134			$ 7,597
2030	15-Jun	$ -			$ 34,304			$ 34,304			$ -	$ 34,438			$ 41,901
2030	30-Jun							$ -			$ -	$ 34,438			$ 41,901
2030	1-Aug							$ -		$ 18,390	$ 18,390	$ 16,048			$ 23,511
2030	30-Nov				$ 34,304			$ 34,304			$ -	$ 50,352			$ 57,815
2030	30-Dec	$ -						$ -			$ -	$ 50,352			$ 57,815
2030 Total		$ -	$ -	$ -	$ 68,608	$ -	$ -	$ 68,608	$ 31,000	$ 37,710	$ 68,710	$ 50,352	$ -	$ -	$ 57,815
2031	1-Feb							$ -	$ 32,000	$ 18,390	$ 50,390	$ (38)			$ 7,425
2031	15-Jun	$ -			$ 34,344			$ 34,344			$ -	$ 34,306			$ 41,769
2031	30-Jun							$ -			$ -	$ 34,306			$ 41,769
2031	1-Aug							$ -		$ 17,430	$ 17,430	$ 16,876			$ 24,339
2031	30-Nov				$ 34,344			$ 34,344			$ -	$ 51,219			$ 58,683
2031	30-Dec	$ -						$ -			$ -	$ 51,219			$ 58,683
2031 Total		$ -	$ -	$ -	$ 68,688	$ -	$ -	$ 68,688	$ 32,000	$ 35,820	$ 67,820	$ 51,219	$ -	$ -	$ 58,683
2032	1-Feb							$ -	$ 34,000	$ 17,430	$ 51,430	$ (211)			$ 7,253
2032	15-Jun	$ -			$ 34,324			$ 34,324			$ -	$ 34,113			$ 41,577
2032	30-Jun							$ -			$ -	$ 34,113			$ 41,577
2032	1-Aug							$ -		$ 16,410	$ 16,410	$ 17,703			$ 25,167
2032	30-Nov				$ 34,324			$ 34,324			$ -	$ 52,027			$ 59,491
2032	30-Dec	$ -						$ -			$ -	$ 52,027			$ 59,491

Chatfield MINNESOTA "THE CHOSEN VALLEY"

2022B-$750,000 TX GO CP (LVY) — Public Works Facility — Bond Cashflow Ledger

Purchaser	Bremer		Revenue Alloc.	100%			Frmtting Key:	Input	Clcltn = No Inpu	Linked Cell			
Issue Amt		$750,000		Gvnmntal				CheckCell	Comment	Warning			
Dated:		11/15/2022		$2,483,461				Good/Vrfd	Modification	Total			
1st Bnd Pymnt:		8/1/2023		Levy					Investigate				
Fnl Bnd Pmnt:		2/1/2043											
Bond Cash Fund	344		Funds:	344			Bond Yield:	5.99896%			Cont. Disc:		
Construction Fund:	444	Spend by:			FS Admin DS						Fscl Agnt Fee	No	
		Deviating from schedule / relying on other funding - according to statute					DS Bond Proceeds = 95,000 (3GFxfr 30,000 12/2022, 65,000 06/2023&11/2023)						

95% of BOND TRANSCRIPT - MASTER CASH FLOW-FINAL | RED = Administrative Modifications (Add Cell Note and | or Note in Explanation Column — 95% TRNSCRPT — ACTUAL | FUND ACCTG

REVENUE: Input Original Bond Transcript Pledged Revenues in YYYY Total Row; Mnthly Values are Formulas — PYMNTS: Input Schdld P&I in Mnthly Row; Year is Subtotal — Running Balance

2022B-$750,000 TX GO CP (LVY) — Modofied to 95% — Public Works Facility

Initial Deposit to DS Fund | Bond Proceeds: $ 95,000 — Initial Deposit to DS Fund: $ 95,000

Year	Mo | Day	Revenue: TinWtr	TinWW	TInGF	LEVY + (LvyAbtmnt)	SpclAssmnt	FC|ISD Abtmnt	TTL Rev	Expense: Principal	Interest	PymntTtl	PROJECTED	Revenue +	Expense -	ACTUAL
								$ -				$ 95,000	+IntAlloc | +Vrncs	-ContDisc -FsclAgnt -Vrncs	$ 95,000
2032 Total		$ -	$ -	$ -	$ 68,648	$ -	$ -	$ 68,648	$ 34,000	$ 33,840	$ 67,840	$ 52,027	$ -	$ -	$ 59,491
2033	1-Feb							$ -	$ 36,000	$ 16,410	$ 52,410	$ (383)			$ 7,081
2033	15-Jun	$ -			$ 34,743			$ 34,743			$ -	$ 34,360			$ 41,824
2033	30-Jun							$ -			$ -	$ 34,360			$ 41,824
2033	1-Aug							$ -		$ 15,330	$ 15,330	$ 19,030			$ 26,494
2033	30-Nov				$ 34,743			$ 34,743			$ -	$ 53,773			$ 61,237
2033	30-Dec	$ -						$ -			$ -	$ 53,773			$ 61,237
2033 Total		$ -	$ -	$ -	$ 69,486	$ -	$ -	$ 69,486	$ 36,000	$ 31,740	$ 67,740	$ 53,773	$ -	$ -	$ 61,237
2034	1-Feb							$ -	$ 39,000	$ 15,330	$ 54,330	$ (557)			$ 6,907
2034	15-Jun	$ -			$ 34,573			$ 34,573			$ -	$ 34,017			$ 41,480
2034	30-Jun							$ -			$ -	$ 34,017			$ 41,480
2034	1-Aug							$ -		$ 14,160	$ 14,160	$ 19,857			$ 27,320
2034	30-Nov				$ 34,573			$ 34,573			$ -	$ 54,430			$ 61,894
2034	30-Dec	$ -						$ -			$ -	$ 54,430			$ 61,894
2034 Total		$ -	$ -	$ -	$ 69,147	$ -	$ -	$ 69,147	$ 39,000	$ 29,490	$ 68,490	$ 54,430	$ -	$ -	$ 61,894
2035	1-Feb							$ -	$ 41,000	$ 14,160	$ 55,160	$ (730)			$ 6,734
2035	15-Jun	$ -			$ 34,843			$ 34,843			$ -	$ 34,113			$ 41,576
2035	30-Jun							$ -			$ -	$ 34,113			$ 41,576
2035	1-Aug							$ -		$ 12,930	$ 12,930	$ 21,183			$ 28,646
2035	30-Nov				$ 34,843			$ 34,843			$ -	$ 56,025			$ 63,489
2035	30-Dec	$ -						$ -			$ -	$ 56,025			$ 63,489
2035 Total		$ -	$ -	$ -	$ 69,685	$ -	$ -	$ 69,685	$ 41,000	$ 27,090	$ 68,090	$ 56,025	$ -	$ -	$ 63,489
2036	1-Feb							$ -	$ 44,000	$ 12,930	$ 56,930	$ (905)			$ 6,559
2036	15-Jun				$ 34,523			$ 34,523			$ -	$ 33,619			$ 41,082
2036	30-Jun							$ -			$ -	$ 33,619			$ 41,082
2036	1-Aug							$ -		$ 11,610	$ 11,610	$ 22,009			$ 29,472
2036	30-Nov				$ 34,523			$ 34,523			$ -	$ 56,532			$ 63,996
2036	30-Dec							$ -			$ -	$ 56,532			$ 63,996
2036 Total		$ -	$ -	$ -	$ 69,047	$ -	$ -	$ 69,047	$ 44,000	$ 24,540	$ 68,540	$ 56,532	$ -	$ -	$ 63,996
2037	1-Feb							$ -	$ 46,000	$ 11,610	$ 57,610	$ (1,078)			$ 6,386
2037	15-Jun				$ 34,643			$ 34,643			$ -	$ 33,565			$ 41,029
2037	30-Jun							$ -			$ -	$ 33,565			$ 41,029
2037	1-Aug							$ -		$ 10,230	$ 10,230	$ 23,335			$ 30,799
2037	30-Nov				$ 34,643			$ 34,643			$ -	$ 57,979			$ 65,442
2037	30-Dec							$ -			$ -	$ 57,979			$ 65,442
2037 Total		$ -	$ -	$ -	$ 69,286	$ -	$ -	$ 69,286	$ 46,000	$ 21,840	$ 67,840	$ 57,979	$ -	$ -	$ 65,442
2038	1-Feb							$ -	$ 49,000	$ 10,230	$ 59,230	$ (1,251)			$ 6,212
2038	15-Jun				$ 34,673			$ 34,673			$ -	$ 33,422			$ 40,885
2038	30-Jun							$ -			$ -	$ 33,422			$ 40,885
2038	1-Aug							$ -		$ 8,760	$ 8,760	$ 24,662			$ 32,125
2038	30-Nov				$ 34,673			$ 34,673			$ -	$ 59,335			$ 66,798
2038	30-Dec							$ -			$ -	$ 59,335			$ 66,798
2038 Total		$ -	$ -	$ -	$ 69,346	$ -	$ -	$ 69,346	$ 49,000	$ 18,990	$ 67,990	$ 59,335	$ -	$ -	$ 66,798
2039	1-Feb							$ -	$ 52,000	$ 8,760	$ 60,760	$ (1,425)			$ 6,038
2039	15-Jun	$ -			$ 34,613			$ 34,613			$ -	$ 33,188			$ 40,652
2039	30-Jun							$ -			$ -	$ 33,188			$ 40,652
2039	1-Aug							$ -		$ 7,200	$ 7,200	$ 25,988			$ 33,452
2039	30-Nov				$ 34,613			$ 34,613			$ -	$ 60,601			$ 68,065
2039	30-Dec	$ -						$ -			$ -	$ 60,601			$ 68,065
2039 Total		$ -	$ -	$ -	$ 69,227	$ -	$ -	$ 69,227	$ 52,000	$ 15,960	$ 67,960	$ 60,601	$ -	$ -	$ 68,065
2040	1-Feb							$ -	$ 55,000	$ 7,200	$ 62,200	$ (1,599)			$ 5,865
2040	15-Jun	$ -			$ 34,464			$ 34,464			$ -	$ 32,865			$ 40,329
2040	30-Jun							$ -			$ -	$ 32,865			$ 40,329
2040	1-Aug							$ -		$ 5,550	$ 5,550	$ 27,315			$ 34,779
2040	30-Nov				$ 34,464			$ 34,464			$ -	$ 61,779			$ 69,242
2040	30-Dec	$ -						$ -			$ -	$ 61,779			$ 69,242

Chatfield MINNESOTA "THE CHOSEN VALLEY"

2022B-$750,000 TX GO CP (LVY) — Public Works Facility — Bond Cashflow Ledger

Purchaser	Bremer		Revenue Alloc.	100%			Frmtting Key:	Input	Clcltn = No Inpu	Linked Cell			
Issue Amt		$750,000		Gvnmntal				CheckCell	Comment	Warning			
Dated:		11/15/2022		$2,483,461				Good/Vrfd	Modification	Total			
1st Bnd Pymnt:		8/1/2023		Levy					Investigate				
Fnl Bnd Pmnt:		2/1/2043											
Bond Cash Fund	344		Funds:	344			Bond Yield:	5.99896%			Cont. Disc:		
Construction Fund:	444	Spend by:			FS Admin DS						Fscl Agnt Fee	No	

Deviating from schedule / relying on other funding - according to statute

DS Bond Proceeds = 95,000 (3GFxfr 30,000 12/2022, 65,000 06/2023&11/2023)

95% of BOND TRANSCRIPT - MASTER CASH FLOW-FINAL | RED = Administrative Modifications (Add Cell Note and | or Note in Explanation Column — 95% TRNSCRPT — ACTUAL | FUND ACCTG

REVENUE: Input Original Bond Transcript Pledged Revenues in YYYY Total Row
Mnthly Values are Formulas

PYMNTS: Input Schdld P&I in Mnthly Row
Year is Subtotal

2022B-$750,000 TX GO CP (LVY) — Public Works Facility

Modofied to 95%

Initial Deposit to DS Fund | Bond Proceeds: $ 95,000 — Initial Deposit to DS Fund: $ 95,000

		Revenue						TTL Rev	Expense		PymntTtl	Running Balance PROJECTED	Revenue +	Expense -	Running Balance ACTUAL
Year	Mo | Day	TinWtr	TinWW	TInGF	LEVY + (LvyAbtmnt)	SpclAssmnt	FC|ISD Abtmnt	$ -	Principal	Interest	P&I	$ 95,000	+IntAlloc | +Vrncs	-ContDisc -FsclAgnt -Vrncs	$ 95,000
2040 Total		$ -	$ -	$ -	$ 68,927	$ -	$ -	$ 68,927	$ 55,000	$ 12,750	$ 67,750	$ 61,779	$ -	$ -	$ 69,242
2041	1-Feb							$ -	$ 58,000	$ 5,550	$ 63,550	$ (1,771)			$ 5,692
2041	15-Jun				$ 34,723			$ 34,723			$ -	$ 32,952			$ 40,415
2041	30-Jun							$ -			$ -	$ 32,952			$ 40,415
2041	1-Aug							$ -		$ 3,810	$ 3,810	$ 29,142			$ 36,605
2041	30-Nov				$ 34,723			$ 34,723			$ -	$ 63,864			$ 71,328
2041	30-Dec							$ -			$ -	$ 63,864			$ 71,328
2041 Total		$ -	$ -	$ -	$ 69,446	$ -	$ -	$ 69,446	$ 58,000	$ 9,360	$ 67,360	$ 63,864	$ -	$ -	$ 71,328
2042	1-Feb							$ -	$ 62,000	$ 3,810	$ 65,810	$ (1,946)			$ 5,518
2042	15-Jun				$ 34,364			$ 34,364			$ -	$ 32,418			$ 39,882
2042	30-Jun							$ -			$ -	$ 32,418			$ 39,882
2042	1-Aug							$ -		$ 1,950	$ 1,950	$ 30,468			$ 37,932
2042	30-Nov				$ 34,364			$ 34,364			$ -	$ 64,832			$ 72,296
2042	30-Dec							$ -			$ -	$ 64,832			$ 72,296
2042 Total		$ -	$ -	$ -	$ 68,728	$ -	$ -	$ 68,728	$ 62,000	$ 5,760	$ 67,760	$ 64,832	$ -	$ -	$ 72,296
2043	1-Feb							$ -	$ 65,000	$ 1,950	$ 66,950	$ (2,118)			$ 5,346
2043	15-Jun				$ -			$ -			$ -	$ (2,118)			$ 5,346
2043	30-Jun							$ -			$ -	$ (2,118)			$ 5,346
2043	1-Aug							$ -			$ -	$ (2,118)			$ 5,346
2043	30-Nov				$ -			$ -			$ -	$ (2,118)			$ 5,346
2043	30-Dec							$ -			$ -	$ (2,118)			$ 5,346
2043 Total		$ -	$ -	$ -	$ -	$ -	$ -	$ -	$ 65,000	$ 1,950	$ 66,950	$ (2,118)	$ -	$ -	$ 5,346

2023A-$2,200,000 GO (LVY & WTR) — Grand & Prospect Street — Bond Cash Flow Ledger

Purchaser		Northland Securities			Revenue Alloc.	85%	15%		Frmtting Key:	Input	Clcltn = No Input		
Issue Amt			$2,200,000			Gvnmntal	Wtr			CheckCell	Comment		
Dated:			7/12/2023		$2,936,568	$2,483,461	$453,107			Good/Vrfd	Modification		
1st Bnd Pymnt:			2/1/2024			Lvy&Abtmnt	WtrTinRev				Investigate		
Fnl Bnd Pmnt:			2/1/2036										
Bond Cash Fund		323			Funds:	323	623		Bond Yield:	2.93%		Cont. Disc:	Yes
Construction Fund:		423	Spend by:	12/31/2024			FS Admin DS					Fscl Agnt Fee	Yes

95% of BOND TRANSCRIPT - MASTER CASH FLOW-FINAL | RED = Administrative Modifications (Add Cell Note and | or Note in Explanation Column — ACTUAL | FUND ACCTG

REVENUE: Input Original Bond Transcript Pledged Revenues in YYYY Total Row
Mnthly Values are Formulas

Schdld P&I in Mnthly Row

Running Balance

2023A-$2,200,000 GO (LVY & WTR) — 95% — Grand & Prospect Street

Initial Deposit to DS Fund | Bond Proceeds — Initial Deposit to DS Fund — $ 61,476

		Revenue						TTL Rev	Expense		PymntTtl	Revenue +	Expense -	ACTUAL
Year	Mo | Day	TinWtr	TinWW	TInGF 423 ConstFnd	LEVY + (LvyAbtmnt)	SpclAssmnt	FC|ISD Abtmnt	$ -	Principal	Interest	P&I	+IntAlloc | +Vrncs	-ContDisc -FsclAgnt -Vrncs	$ 61,476
2024	30-Dec	$ 16,359						$ 16,359			$ -			$ 195,747
2024 Total		$ 32,718	$ -	$ -	$ 190,051	$ -	$ -	$ 222,769	$ 15,000	$ 92,344	$ 107,344	$ 993	$ 5,258	$ 196,923
2025	1-Feb							$ -	$ 145,000	$ 43,700	$ 188,700			$ 8,223
2025	15-Jun	$ 15,960		$ 79,000	$ 20,551			$ 115,511			$ -			$ 123,733
2025	30-Jun							$ -			$ -			$ 123,733
2025	1-Aug							$ -		$ 40,800	$ 40,800			$ 82,933
2025	30-Nov				$ 20,551			$ 20,551			$ -			$ 103,484
2025	30-Dec	$ 15,960		$ 79,000				$ 94,960			$ -			$ 198,444
2025 Total		$ 31,920	$ -	$ 158,000	$ 41,101	$ -	$ -	$ 231,021	$ 145,000	$ 84,500	$ 229,500	$ -	$ -	$ 198,444
2026	1-Feb							$ -	$ 150,000	$ 40,800	$ 190,800			$ 7,644
2026	15-Jun	$ 18,055			$ 99,451			$ 117,506			$ -			$ 125,149
2026	30-Jun							$ -			$ -			$ 125,149
2026	1-Aug							$ -		$ 37,800	$ 37,800			$ 87,349
2026	30-Nov				$ 99,451			$ 99,451			$ -			$ 186,800
2026	30-Dec	$ 18,055						$ 18,055			$ -			$ 204,855
2026 Total		$ 36,110	$ -	$ -	$ 198,902	$ -	$ -	$ 235,012	$ 150,000	$ 78,600	$ 228,600	$ -	$ -	$ 204,855
2027	1-Feb							$ -	$ 160,000	$ 37,800	$ 197,800			$ 7,055
2027	15-Jun	$ 17,556			$ 99,251			$ 116,807			$ -			$ 123,862
2027	30-Jun							$ -			$ -			$ 123,862
2027	1-Aug							$ -		$ 34,600	$ 34,600			$ 89,262
2027	30-Nov				$ 99,251			$ 99,251			$ -			$ 188,514
2027	30-Dec	$ 17,556						$ 17,556			$ -			$ 206,070
2027 Total		$ 35,112	$ -	$ -	$ 198,503	$ -	$ -	$ 233,615	$ 160,000	$ 72,400	$ 232,400	$ -	$ -	$ 206,070
2028	1-Feb							$ -	$ 165,000	$ 34,600	$ 199,600			$ 6,470
2028	15-Jun	$ 17,058			$ 98,952			$ 116,010			$ -			$ 122,479
2028	30-Jun							$ -			$ -			$ 122,479
2028	1-Aug							$ -			$ -			$ 122,479
2028	30-Nov				$ 98,952			$ 98,952		31300	$ 31,300			$ 190,131
2028	30-Dec	$ 17,058						$ 17,058			$ -			$ 207,189
2028 Total		$ 34,115	$ -		$ 197,904	$ -	$ -	$ 232,019	$ 165,000	$ 65,900	$ 230,900	$ -	$ -	$ 207,189
2029	1-Feb							$ -	$ 170,000	$ 31,300	$ 201,300			$ 5,889
2029	15-Jun	$ 16,559			$ 98,553			$ 115,112			$ -			$ 121,000
2029	30-Jun							$ -			$ -			$ 121,000
2029	1-Aug							$ -		$ 27,900	$ 27,900			$ 93,100
2029	30-Nov				$ 98,553			$ 98,553			$ -			$ 191,653
2029	30-Dec	$ 16,559						$ 16,559			$ -			$ 208,212
2029 Total		$ 33,117	$ -	$ -	$ 197,106	$ -	$ -	$ 230,223	$ 170,000	$ 59,200	$ 229,200	$ -	$ -	$ 208,212
2030	1-Feb							$ -	$ 175,000	$ 27,900	$ 202,900			$ 5,312
2030	15-Jun	$ 16,060			$ 100,548			$ 116,608			$ -			$ 121,920
2030	30-Jun							$ -			$ -			$ 121,920
2030	1-Aug							$ -		$ 24,400	$ 24,400			$ 97,520
2030	30-Nov				$ 100,548			$ 100,548			$ -			$ 198,068
2030	30-Dec	$ 16,060						$ 16,060			$ -			$ 214,128
2030 Total		$ 32,120	$ -	$ -	$ 201,096	$ -	$ -	$ 233,216	$ 175,000	$ 52,300	$ 227,300	$ -	$ -	$ 214,128
2031	1-Feb							$ -	$ 185,000	$ 24,400	$ 209,400			$ 4,728
2031	15-Jun	$ 18,055			$ 97,356			$ 115,411			$ -			$ 120,139
2031	30-Jun							$ -			$ -			$ 120,139
2031	1-Aug							$ -		$ 20,700	$ 20,700			$ 99,439
2031	30-Nov				$ 97,356			$ 97,356			$ -			$ 196,795
2031	30-Dec	$ 18,055						$ 18,055			$ -			$ 214,850
2031 Total		$ 36,110	$ -	$ -	$ 194,712	$ -	$ -	$ 230,822	$ 185,000	$ 45,100	$ 230,100	$ -	$ -	$ 214,850
2032	1-Feb							$ -	$ 190,000	$ 20,700	$ 210,700			$ 4,150
2032	15-Jun	$ 17,457			$ 99,152			$ 116,608			$ -			$ 120,758
2032	30-Jun							$ -			$ -			$ 120,758
2032	1-Aug							$ -		$ 16,900	$ 16,900			$ 103,858
2032	30-Nov				$ 99,152			$ 99,152			$ -			$ 203,009
2032	30-Dec	$ 17,457						$ 17,457			$ -			$ 220,466
2032 Total		$ 34,913	$ -	$ -	$ 198,303	$ -	$ -	$ 233,216	$ 190,000	$ 37,600	$ 227,600	$ -	$ -	$ 220,466
2033	1-Feb							$ -	$ 200,000	$ 16,900	$ 216,900			$ 3,566
2033	15-Jun	$ 16,858			$ 98,254			$ 115,112			$ -			$ 118,677
2033	30-Jun							$ -			$ -			$ 118,677
2033	1-Aug							$ -		$ 12,900	$ 12,900			$ 105,777
2033	30-Nov				$ 98,254			$ 98,254			$ -			$ 204,031
2033	30-Dec	$ 16,858						$ 16,858			$ -			$ 220,889
2033 Total		$ 33,716	$ -	$ -	$ 196,508	$ -	$ -	$ 230,224	$ 200,000	$ 29,800	$ 229,800	$ -	$ -	$ 220,889
2034	1-Feb							$ -	$ 205,000	$ 12,900	$ 217,900			$ 2,989
2034	15-Jun	$ 16,260			$ 99,750			$ 116,010			$ -			$ 118,999

2023A-$2,200,000 GO (LVY & WTR) — Grand & Prospect Street — Bond Cash Flow Ledger

Purchaser		Northland Securities			Revenue Alloc.	85%	15%		Frmtting Key:	Input	Clcltn = No Input			
Issue Amt			$2,200,000			Gvnmntal	Wtr			CheckCell	Comment			
Dated:			7/12/2023		$2,936,568	$2,483,461	$453,107			Good/Vrfd	Modification			
1st Bnd Pymnt:			2/1/2024			Lvy&Abtmnt	WtrTinRev				Investigate			
Fnl Bnd Pmnt:			2/1/2036											
Bond Cash Fund		323			Funds:	323	623		Bond Yield:	2.93%		Cont. Disc:	Yes	
Construction Fund:		423	Spend by:	12/31/2024			FS Admin DS					Fscl Agnt Fee	Yes	

95% of BOND TRANSCRIPT - MASTER CASH FLOW-FINAL | RED = Administrative Modifications (Add Cell Note and | or Note in Explanation Column — ACTUAL | FUND ACCTG

REVENUE: Input Original Bond Transcript Pledged Revenues in YYYY Total Row
Mnthly Values are Formulas

Schdld P&I in Mnthly Row

2023A-$2,200,000 GO (LVY & WTR) — 95% — Grand & Prospect Street

Initial Deposit to DS Fund | Bond Proceeds — Initial Deposit to DS Fund — Running Balance $ 61,476

		Revenue						TTL Rev	Expense		PymntTtl	Revenue +	Expense -	ACTUAL
Year	Mo | Day	TinWtr	TinWW	TInGF 423 ConstFnd	LEVY + (LvyAbtmnt)	SpclAssmnt	FC|ISD Abtmnt	$ -	Principal	Interest	P&I	+IntAlloc | +Vrncs	-ContDisc -FsclAgnt -Vrncs	$ 61,476
2034	30-Jun							$ -			$ -			$ 118,999
2034	1-Aug							$ -		$ 8,800	$ 8,800			$ 110,199
2034	30-Nov				$ 99,750			$ 99,750			$ -			$ 209,949
2034	30-Dec	$ 16,260						$ 16,260			$ -			$ 226,208
2034 Total		$ 32,519	$ -	$ -	$ 199,500	$ -	$ -	$ 232,019	$ 205,000	$ 21,700	$ 226,700	$ -	$ -	$ 226,208
2035	1-Feb							$ -	$ 215,000	$ 8,800	$ 223,800			$ 2,408
2035	15-Jun	$ 18,155			$ 98,553			$ 116,708			$ -			$ 119,116
2035	30-Jun							$ -			$ -			$ 119,116
2035	1-Aug							$ -		$ 4,500	$ 4,500			$ 114,616
2035	30-Nov				$ 98,553			$ 98,553			$ -			$ 213,169
2035	30-Dec	$ 18,155						$ 18,155			$ -			$ 231,323
2035 Total		$ 36,309	$ -	$ -	$ 197,106	$ -	$ -	$ 233,415	$ 215,000	$ 13,300	$ 228,300	$ -	$ -	$ 231,323
2036	1-Feb							$ -	$ 225,000	$ 4,500	$ 229,500			$ 1,823
2036	15-Jun				$ -			$ -			$ -			$ 1,823
2036	30-Jun							$ -			$ -			$ 1,823
2036	1-Aug							$ -			$ -			$ 1,823
2036	30-Nov				$ -			$ -			$ -			$ 1,823
2036	30-Dec							$ -			$ -			$ 1,823
2036 Total		$ -	$ -	$ -	$ -	$ -	$ -	$ -	$ 225,000	$ 4,500	$ 229,500	$ -	$ -	$ 1,823
Grand		$ 431,596.00	$ -	#########	$ 2,210,791	$ -	$ -	$ 2,800,387	$ 2,200,000	$ 657,244	$ 2,857,244	$ 1,587	$ 5,558	$ 1,823

City of Chatfield

Budget WS Exp/Rev - 12/09/2024 Adopted Budget WS

2025
Active Status Only
December 2024

Account Descr	2024 Budget	2024 YTD Amt	**2025 Budget**	Comment
100 GENERAL FUND				
41000 General Revenue				
R 100-41000-31010 Levied Property Ta	$1,899,325.00	$1,850,860.78	**$1,544,092.00**	
R 100-41000-33400 State Grants and A	$0.00	$0.00	**$0.00**	
R 100-41000-33401 Local Government	$949,457.00	$474,728.50	**$950,380.00**	
R 100-41000-33402 Market Value Credi	$0.00	$541.36	**$0.00**	
R 100-41000-33405 PERA Aid	$0.00	$0.00	**$0.00**	
R 100-41000-34020 GnrlSvcsChrg 328/	$128,792.00	$128,792.00	**$143,050.00**	*FROM XXX-XXXX-328s
R 100-41000-36210 Interest Earnings	$14,000.00	$16,991.71	**$17,000.00**	
R 100-41000-37940 Cash Over	$0.00	$0.03	**$1.00**	
R 100-41000-39201 Transfer In 700/39	$0.00	$0.00	**$0.00**	*55% of 334-39201 Close 2014A ($11,000 Fi
R 100-41000-39550 Refunds | Rebates	$0.00	$0.00	**$1.00**	*US Bank Card Rebate Eliminated 2024
Revenue Revenue	$2,991,574.00	$2,471,914.38	**$2,654,524.00**	
E 100-41000-431 Cash Short	$0.00	$0.19	**$0.00**	
E 100-41000-700 Transfers (GENERAL)	$0.00	$131,719.00	**$0.00**	
E 100-41000-721 TOut-Lbrry 721/211-	$204,880.00	$204,880.00	**$0.00**	*2025 Direct Levy 211-31010
E 100-41000-723 Tout-Amb 723/230-3	$79,300.00	$79,300.00	**$0.00**	*2025 Direct Levy 230-31010
E 100-41000-726 TOut-EDA 726/240-3	$78,517.00	$78,517.00	**$0.00**	*2025 Direct Levy 240-31010
E 100-41000-734 TOut-Fire 734/220-39	$70,000.00	$70,000.00	**$0.00**	*2025 Direct Levy 220-31010
E 100-41000-750 TOut-2016A 100-410	$0.00	$0.00	**$0.00**	*2025 Direct Levy #335 2016A
E 100-41000-756 TOut-CCA 756/250-3	$90,000.00	$90,000.00	**$0.00**	*2025 Direct Levy 250-31010
E 100-41000-762 TOut-CCTV 762/614-	$15,600.00	$15,600.00	**$0.00**	*2025 Direct Levy 614-31010
E 100-41000-766 TOut-2022B PWFAC	$0.00	$0.00	**$0.00**	*2025 Direct Levy 344-31010 ($0 2024)
Expenditure Expenditure	$538,297.00	$670,016.19	**$0.00**	
41100 Legislative				
R 100-41100-34100 Filing Fee	$10.00	$10.00	**$0.00**	
R 100-41100-36260 Insurance Dividend	$0.00	$0.00	**$150.00**	*Usually December
R 100-41100-39201 Transfer In 700/39	$0.00	$0.00	**$0.00**	
R 100-41100-39550 Refunds | Rebates	$0.00	$0.90	**$0.00**	*US Bank Card Rebate Eliminated 2024
Revenue Revenue	$10.00	$10.90	**$150.00**	
E 100-41100-103 Part-Time Employees	$24,000.00	$22,325.97	**$24,750.00**	Mayor & Council w 4 Spcl
E 100-41100-121 PERA	$350.00	$666.03	**$1,200.00**	Partial Partic.-Manual Calc/Entry
E 100-41100-122 FICA	$1,488.00	$558.46	**$1,550.00**	PT*0.062
E 100-41100-125 Medicare	$348.00	$323.73	**$360.00**	PT * 0.0145
E 100-41100-151 Worker s Comp Insur	$100.00	$87.70	**$120.00**	2024 Bdgt x 1.05 Rate x 1.04 Slry x 1.10 exp
E 100-41100-152 Clothing	$100.00	$0.00	**$100.00**	
E 100-41100-200 Office Supplies (GENE	$150.00	$0.00	**$150.00**	
E 100-41100-205 Service Incentives/Re	$600.00	$580.00	**$600.00**	Emplyee YOS Awards
E 100-41100-208 Training and Instructi	$0.00	$0.00	**$0.00**	
E 100-41100-210 Operating Expenses	$0.00	$1,108.37	**$1,000.00**	*COW | Prd Cndy
E 100-41100-212 Vehicle Operating Su	$200.00	$0.00	**$100.00**	
E 100-41100-240 Small Tools and Mino	$5,000.00	$2,646.00	**$2,500.00**	ipads / Laptops
E 100-41100-304 Legal Fees	$10,000.00	$9,435.00	**$10,000.00**	*Contracted City Atty. Fees
E 100-41100-309 Conference Expense	$2,500.00	$849.06	**$2,500.00**	*Reg, Lodging, Travel & Food
E 100-41100-310 Other Professional Se	$7,000.00	$1,150.00	**$5,000.00**	*Strategic Planning & Online Code Hosting
E 100-41100-312 Recording Fees	$0.00	$0.00	**$50.00**	
E 100-41100-331 Travel Expenses	$250.00	$0.00	**$250.00**	*Non-Conference Travel
E 100-41100-350 Print/Binding (GENER	$2,000.00	$1,480.30	**$2,000.00**	*Mtg Minutes, Public Notices,Code
E 100-41100-360 Insurance (GENERAL)	$2,000.00	$1,384.00	**$1,600.00**	LMCIT Memo 05/23 - WP
E 100-41100-430 Misc. TRY NOT TO U	$1,000.00	$0.00	**$0.00**	?LTD 2% $65 Rmvd COW

Account Descr		2024 Budget	2024 YTD Amt	**2025 Budget**	Comment
E 100-41100-433	Dues and Subscriptio	$13,000.00	$10,289.00	**$13,000.00**	*LMC | MAOSC | RAEDI | SMIF | MMA
E 100-41100-435	Licences, Permits and	$750.00	$560.43	**$750.00**	2025 LEG EXCHemail & AD
E 100-41100-700	Transfers (GENERAL)	$0.00	$267,299.00	**$0.00**	
Expenditure Expenditure		$70,836.00	$320,743.05	**$67,580.00**	
41200 Historical Society					
E 100-41200-450	Cpt GdsChrg 450/340	$900.00	$900.00	**$0.00**	$0 2025 *To 801-41200-34030 ~27,500Blnc
Expenditure Expenditure		$900.00	$900.00	**$0.00**	
41410 Elections					
R 100-41410-39550	Refunds | Rebates	$0.00	$0.00	**$1.00**	*US Bank Card Rebate Eliminated 2024.
R 100-41410-39560	Reimbursement	$0.00	$3,524.19	**$50.00**	
Revenue Revenue		$0.00	$3,524.19	**$51.00**	
E 100-41410-103	Part-Time Employees	$6,000.00	$9,016.84	**$1,000.00**	2024 3 StPrmry | Prmry
E 100-41410-122	FICA	$0.00	$0.00	**$0.00**	
E 100-41410-125	Medicare	$0.00	$0.00	**$0.00**	
E 100-41410-210	Operating Expenses	$700.00	$827.63	**$200.00**	2024 3 StPrmry | Prmry
E 100-41410-310	Other Professional Se	$1,000.00	$0.00	**$100.00**	
E 100-41410-331	Travel Expenses	$350.00	$424.51	**$250.00**	*Non-Conference Travel
E 100-41410-350	Print/Binding (GENER	$350.00	$288.00	**$250.00**	
Expenditure Expenditure		$8,400.00	$10,556.98	**$1,800.00**	
41500 City Clerk					
R 100-41500-32000	Licenses and Permi	$0.00	$380.00	**$0.00**	Trnsnt Mrchnt | Spcl Vehicle (Glf Crt, ATV, UT
R 100-41500-32110	Alcoholic Beverag	$10,000.00	$8,700.00	**$10,000.00**	
R 100-41500-34000	Charges for Servic	$75.00	$332.30	**$100.00**	
R 100-41500-34301	Administration Fee	$50.00	$210.44	**$60.00**	*Returned Payment +10 from 42700
R 100-41500-36260	Insurance Dividend	$500.00	$0.00	**$500.00**	*Usually December
R 100-41500-39550	Refunds | Rebates	$50.00	$666.73	**$101.00**	*US Bank Card Rebate Eliminated 2024 +$1 f
R 100-41500-39560	Reimbursement	$5,000.00	$5,023.00	**$100.00**	*ISD 227 - Granicus 2025 $0
Revenue Revenue		$15,675.00	$15,312.47	**$10,861.00**	
E 100-41500-101	Full-Time Employees	$305,102.00	$303,037.06	**$347,718.00**	DS.50, BC,KW,MP + 12,568 PTOCnv
E 100-41500-103	Part-Time Employees	$26,226.00	$26,683.85	**$56,150.00**	2025 Full
E 100-41500-121	PERA	$24,849.60	$24,729.14	**$29,350.00**	*FT+PT *0.075
E 100-41500-122	FICA	$20,542.34	$19,799.66	**$24,270.00**	*FT+PT*0.062
E 100-41500-125	Medicare	$4,804.26	$4,630.56	**$5,680.00**	*FT+PT*0.0145
E 100-41500-131	Employer Paid Health	$35,467.25	$30,753.65	**$40,000.00**	? Updated Premiums 2025?
E 100-41500-134	Employer Paid Life	$100.00	$95.65	**$100.00**	
E 100-41500-136	Employer Paid H.S.A.	$15,000.00	$12,218.78	**$13,000.00**	
E 100-41500-151	Worker s Comp Insur	$2,700.00	$2,690.61	**$3,243.00**	2024 Bdgt x 1.05 Rate x 1.04 Slry x 1.10 exp
E 100-41500-152	Clothing	$1,000.00	$432.80	**$1,000.00**	
E 100-41500-200	Office Supplies (GENE	$3,000.00	$812.18	**$2,000.00**	
E 100-41500-208	Training and Instructi	$3,000.00	$1,555.93	**$2,000.00**	
E 100-41500-210	Operating Expenses	$4,000.00	$4,611.61	**$4,150.00**	*Lic, Rcpt Bks | Hllwn + 150 from 42700
E 100-41500-212	Vehicle Operating Su	$600.00	$199.49	**$600.00**	*Motor Fuel
E 100-41500-240	Small Tools and Mino	$2,000.00	$463.03	**$1,000.00**	
E 100-41500-301	Auditing and Acctg Se	$15,000.00	$13,750.00	**$15,000.00**	*Consultant Contract
E 100-41500-309	Conference Expense	$7,000.00	$4,351.22	**$5,000.00**	*Reg, Travel & Lodging
E 100-41500-310	Other Professional Se	$7,000.00	$5,733.31	**$6,000.00**	*Assr |TASC 2024 +5.85% 2yr Avrg 400yr
E 100-41500-320	Communications (GE	$3,350.00	$2,688.18	**$0.00**	Webex $23 per user DSCNTCD 07/2024
E 100-41500-321	Telephone	$5,000.00	$4,303.24	**$5,000.00**	
E 100-41500-322	Postage	$1,000.00	$1,638.81	**$750.00**	
E 100-41500-323	Administration Expen	$20.00	$1.98	**$65.00**	*Online pymnt (RT) fee alloc +$15 from 4270

Account Descr		2024 Budget	2024 YTD Amt	**2025 Budget**	Comment
E 100-41500-331	Travel Expenses	$100.00	$155.44	**$300.00**	*Non-Conference Travel
E 100-41500-350	Print/Binding (GENER	$2,000.00	$2,468.12	**$2,000.00**	*Legal Notices
E 100-41500-360	Insurance (GENERAL)	$6,000.00	$5,197.29	**$6,200.00**	LMCIT Memo 05/23 - WP
E 100-41500-364	Claims Deductible	$0.00	$0.00	**$500.00**	
E 100-41500-403	Prev. Maint. Agreeme	$14,000.00	$10,367.77	**$12,000.00**	15%*MIT-2025 8,100 | FldngMachMaintCnt 2
E 100-41500-404	Repairs/Maint Equipm	$2,500.00	$999.72	**$1,700.00**	2025 Cpr 413 vs 404 $1,400 + $200 from 42
E 100-41500-413	Equipment Rental / L	$0.00	$3,749.35	**$4,900.00**	Cpr 04/2024-2030|162.36 Ls 243.70 Srvc| Ps
E 100-41500-430	Misc. TRY NOT TO U	$200.00	$23.00	**$0.00**	?LTD 37% $1,000 Rmvd COW
E 100-41500-433	Dues and Subscriptio	$2,300.00	$821.90	**$1,500.00**	*Newspapers & Memberships
E 100-41500-435	Licences, Permits and	$3,950.00	$3,876.86	**$9,500.00**	+5,000WS| BNYN 2,500 |1,400 5MS 1VM | 6
E 100-41500-437	Sales Tax - Purchases	$10.00	$22.00	**$10.00**	
E 100-41500-438	Internet Expenses	$21,200.00	$23,495.96	**$25,000.00**	*Granicus - 2024 Encoding Software
E 100-41500-711	Tout-Rsrv 711/801-4	$17,700.00	$17,700.00	**$10,000.00**	*TO 801-41500-39201 CP Amnd FEB2023
E 100-41500-727	TOut-Shrd Tch 727/3	$3,200.00	$3,200.00	**$3,000.00**	*TO 801-49950-39204 15%
Expenditure Expenditure		$559,921.44	$537,258.15	**$638,686.00**	
41910 Planning and Zoning					
R 100-41910-32220	Variance|CUP|Plat|	$1,000.00	$650.00	**$1,000.00**	
R 100-41910-34301	Administration Fee	$0.00	$2,994.00	**$1,200.00**	*RT CC | OC BLDG/CERT
R 100-41910-36260	Insurance Dividend	$500.00	$0.00	**$400.00**	*Usually December
R 100-41910-39550	Refunds | Rebates	$5.00	$0.00	**$0.00**	*US Bank Card Rebate Eliminated 2024
Revenue Revenue		$1,505.00	$3,644.00	**$2,600.00**	
E 100-41910-208	Training and Instructi	$50.00	$0.00	**$50.00**	
E 100-41910-310	Other Professional Se	$65,000.00	$40,470.00	**$65,000.00**	Consultant Planner
E 100-41910-312	Recording Fees	$200.00	$0.00	**$200.00**	
E 100-41910-322	Postage	$300.00	$62.84	**$200.00**	
E 100-41910-323	Administration Expen	$50.00	$0.00	**$50.00**	*Online pymnt trnsctn fee alloc
E 100-41910-350	Print/Binding (GENER	$500.00	$148.00	**$500.00**	
E 100-41910-360	Insurance (GENERAL)	$4,000.00	$4,274.58	**$5,600.00**	LMCIT Memo 05/23 - WP
E 100-41910-403	Prev. Maint. Agreeme	$2,700.00	$2,418.16	**$0.00**	0% *MIT-2025
E 100-41910-404	Repairs/Maint Equipm	$500.00	$96.56	**$0.00**	*Copier Alloc to 328 GSC
E 100-41910-435	Licences, Permits and	$150.00	$90.00	**$150.00**	2025 1 PLNG EXCHemail & AD
Expenditure Expenditure		$73,450.00	$47,560.14	**$71,750.00**	
41940 Municipal Building - LOC 02					
R 100-41940-36260	Insurance Dividend	$1,100.00	$0.00	**$700.00**	*Usually December
R 100-41940-39550	Refunds | Rebates	$0.00	$0.32	**$1.00**	*US Bank Card Rebate Eliminated 2024
Revenue Revenue		$1,100.00	$0.32	**$701.00**	
E 100-41940-210	Operating Expenses	$2,500.00	$2,131.55	**$2,500.00**	Cleaning Supplies, Light Bulbs, Paper Towels,
E 100-41940-240	Small Tools and Mino	$500.00	$883.70	**$500.00**	*Mops, Buckets, etc.
E 100-41940-302	Contracted Help	$14,000.00	$10,544.68	**$14,000.00**	ABC 3 x week
E 100-41940-360	Insurance (GENERAL)	$8,000.00	$9,287.00	**$10,400.00**	LMCIT Memo 05/23 - WP
E 100-41940-380	Utility Services (GENE	$12,000.00	$6,816.37	**$12,000.00**	
E 100-41940-384	Refuse/Garbage Disp	$700.00	$751.69	**$700.00**	
E 100-41940-401	Repairs/Maint Buildin	$15,000.00	$9,065.36	**$15,000.00**	*Carpet/Rugs/
E 100-41940-403	Prev. Maint. Agreeme	$3,000.00	$4,207.75	**$3,500.00**	*Elev|Roof|
E 100-41940-437	Sales Tax - Purchases	$0.00	$0.00	**$1.00**	
E 100-41940-730	TOut-MnplBldg 730/8	$29,500.00	$29,500.00	**$30,220.00**	*TO 801-41940-39220 CAPPLN JUL 2022
Expenditure Expenditure		$85,200.00	$73,188.10	**$88,821.00**	
42110 Police Administration					
R 100-42110-33400	State Grants and A	$50,000.00	$45,192.39	**$55,000.00**	*Police State Aid MMB-Sept
R 100-42110-33414	Insurance Claims	$0.00	$0.00	**$0.00**	

City of Chatfield
Budget WS Exp/Rev - 12/09/2024 Adopted Budget WS
2025
Active Status Only
December 2024

Account Descr	2024 Budget	2024 YTD Amt	**2025 Budget**	Comment
R 100-42110-33416 Training Reimburs	$7,000.00	$7,095.50	**$7,000.00**	*Fluctuates Yr to Yr MMB Aug Sep
R 100-42110-34200 Public Safety Char	$250.00	$490.00	**$300.00**	
R 100-42110-34201 Confiscation/Forfiet	$0.00	$0.00	**$0.00**	
R 100-42110-34301 Administration Fee	$0.00	$6.50	**$10.00**	*RT Online Payments
R 100-42110-35100 Court Fines	$3,000.00	$3,819.52	**$3,000.00**	
R 100-42110-35102 Parking Fines / Ad	$2,500.00	$625.00	**$1,700.00**	
R 100-42110-35104 Animal Fines	$0.00	$0.00	**$0.00**	
R 100-42110-36201 Sale Of Merchandis	$0.00	$0.00	**$0.00**	*Abndnd Vhcls
R 100-42110-36260 Insurance Dividend	$1,000.00	$0.00	**$1,000.00**	*Usually December
R 100-42110-39550 Refunds | Rebates	$100.00	$16.38	**$1.00**	*US Bank Rebate Allc Elmntd 2024
R 100-42110-39560 Reimbursement	$0.00	$10,071.56	**$10,000.00**	P07 MMB Officer Health Benefit Reimb-Rqst fr
Revenue Revenue	$63,850.00	$67,316.85	**$78,011.00**	
E 100-42110-101 Full-Time Employees	$408,000.00	$389,613.35	**$422,832.00**	2025 WP + 13,030 OT + 12,102 PTOCnv
E 100-42110-103 Part-Time Employees	$18,000.00	$12,829.55	**$18,000.00**	
E 100-42110-121 PERA	$75,402.00	$69,565.52	**$75,885.00**	*FT+PT*0.177 17.7% City Pera Contr.
E 100-42110-122 FICA	$500.00	$658.28	**$0.00**	*For those not eligible for Police PERA
E 100-42110-125 Medicare	$6,177.00	$5,491.89	**$6,217.00**	*FT+PT*0.0145
E 100-42110-131 Employer Paid Health	$65,000.00	$61,418.26	**$65,000.00**	
E 100-42110-134 Employer Paid Life	$125.00	$147.07	**$125.00**	
E 100-42110-136 Employer Paid H.S.A.	$9,450.00	$5,737.24	**$6,000.00**	
E 100-42110-140 Unemployment Comp	$0.00	$0.00	**$0.00**	
E 100-42110-151 Worker s Comp Insur	$45,000.00	$40,665.76	**$54,054.00**	2024 Bdgt x 1.05 Rate x 1.04 Slry x 1.10 exp
E 100-42110-152 Clothing	$2,000.00	$506.63	**$5,000.00**	PT & New Hire | Typically 4Qtr Exp
E 100-42110-153 Uniform Allowance	$4,250.00	$1,475.89	**$4,250.00**	*FT Union Contract 850pp 2025 | Typically 4
E 100-42110-171 Innoculations	$100.00	$0.00	**$100.00**	
E 100-42110-200 Office Supplies (GENE	$1,000.00	$30.14	**$500.00**	
E 100-42110-208 Training and Instructi	$4,000.00	$1,886.00	**$4,000.00**	
E 100-42110-210 Operating Expenses	$2,000.00	$783.05	**$1,500.00**	
E 100-42110-211 Program Expenses	$1,200.00	$1,141.78	**$1,200.00**	*DARE
E 100-42110-212 Vehicle Operating Su	$8,000.00	$9,184.67	**$9,000.00**	
E 100-42110-218 Confiscation/Forfietur	$0.00	$0.00	**$0.00**	Amended 1/16/24 to line 320 per Ch Fox
E 100-42110-240 Small Tools and Mino	$3,000.00	$1,633.05	**$1,500.00**	High for taser cartridges
E 100-42110-302 Contracted Help	$0.00	$0.00	**$500.00**	WD billed through counties
E 100-42110-304 Legal Fees	$7,500.00	$8,142.00	**$4,000.00**	*Prosecution Fees High budget-fluctuates
E 100-42110-309 Conference Expense	$0.00	$0.00	**$100.00**	
E 100-42110-310 Other Professional Se	$750.00	$22.00	**$1,000.00**	*Pre-employment Expenses
E 100-42110-311 Towing/Wrecker Fees	$500.00	$0.00	**$500.00**	
E 100-42110-320 Communications (GE	$600.00	$1,805.23	**$1,500.00**	*Annl CJDN (BCA) & ATT
E 100-42110-321 Telephone	$6,800.00	$5,664.99	**$6,000.00**	Smart phone in each squad (2)
E 100-42110-322 Postage	$400.00	$88.70	**$400.00**	
E 100-42110-323 Administration Expen	$20.00	$12.16	**$20.00**	*RT Online pymnt fee alloc
E 100-42110-331 Travel Expenses	$1,500.00	$0.00	**$100.00**	*Non-Conf Travel *PD OVBDGTD $4 used in
E 100-42110-350 Print/Binding (GENER	$300.00	$0.00	**$100.00**	
E 100-42110-360 Insurance (GENERAL)	$18,500.00	$18,015.08	**$23,000.00**	LMCIT Memo 05/23 - WP
E 100-42110-364 Claims Deductible	$500.00	$0.00	**$500.00**	
E 100-42110-380 Utility Services (GENE	$650.00	$5,646.45	**$8,000.00**	Energy costs
E 100-42110-403 Prev. Maint. Agreeme	$15,432.00	$15,590.14	**$14,100.00**	15% *MIT-2025 8,100 5,500 LETG | 500 CO
E 100-42110-404 Repairs/Maint Equipm	$7,500.00	$12,461.76	**$5,500.00**	*2025 Cpr 413 Ls $2,000
E 100-42110-413 Equipment Rental / L	$0.00	$728.15	**$1,200.00**	Cpr 04/2024-2030 (91.77 Ls -Clk Srvc)
E 100-42110-430 Misc. TRY NOT TO U	$50.00	$0.00	**$0.00**	?LTD 39% $1,100 Rmvd COW *Try not to us
E 100-42110-433 Dues and Subscriptio	$1,000.00	$1,046.00	**$1,200.00**	
E 100-42110-435 Licences, Permits and	$1,000.00	$2,142.57	**$2,500.00**	*POST + MS + Adobe (2,500 10MSO365 Bus

Account Descr	2024 Budget	2024 YTD Amt	**2025 Budget**	Comment
E 100-42110-437 Sales Tax - Purchases	$100.00	$35.00	**$100.00**	
E 100-42110-438 Internet Expenses	$1,300.00	$1,261.18	**$1,300.00**	
E 100-42110-727 TOut-Shrd Tch 727/3	$1,450.00	$1,450.00	**$3,000.00**	*TO 801-49950-39204 15%
E 100-42110-729 TOut-Police 729/3920	$36,775.00	$36,775.00	**$37,914.00**	TO 801-42110-39206
Expenditure Expenditure	$755,831.00	$713,654.54	**$787,697.00**	
42400 Building Inspection (GENERAL)				
R 100-42400-32210 Bldg Prmt	$8,000.00	$1,094.05	**$0.00**	2025 - Olmsted County
R 100-42400-32212 Bldg Prmt Srchg Fe	$2,000.00	$71.00	**$0.00**	2025 - Olmsted County
R 100-42400-32230 Plmbg Permits	$400.00	$14.00	**$0.00**	2025 - Olmsted County
R 100-42400-32231 Plmbg Permit Srch	$75.00	$1.00	**$0.00**	2025 - Olmsted County
R 100-42400-32270 Mech Prmt	$1,000.00	$0.00	**$0.00**	2025 - Olmsted County
R 100-42400-32271 Mech Prmt Srchg F	$50.00	$0.00	**$0.00**	2025 - Olmsted County
R 100-42400-34104 Plan Review/Check	$5,000.00	$219.74	**$0.00**	2025 - Olmsted County
R 100-42400-34301 Administration Fee	$0.00	$788.78	**$750.00**	Zoning Certs | Shed
R 100-42400-39550 Refunds | Rebates	$0.00	$10.54	**$1.00**	*US Bank Card Rebate Eliminated 2024
Revenue Revenue	$16,525.00	$2,199.11	**$751.00**	
E 100-42400-323 Administration Expen	$100.00	$33.57	**$100.00**	*Online pymnt trnsctn fee alloc
E 100-42400-434 Surcharge Fee	$2,500.00	$447.00	**$0.00**	*2025 Olmsted County
E 100-42400-440 Building Inspections	$21,000.00	$14,628.94	**$0.00**	*2025 Olmsted County
E 100-42400-441 Plan Review	$2,600.00	$55.33	**$0.00**	*2025 Olmsted County
E 100-42400-810 Refund | Rebate	$0.00	$0.00	**$0.00**	*2025 Olmsted County
Expenditure Expenditure	$26,200.00	$15,164.84	**$100.00**	
42500 Civil Defense				
E 100-42500-404 Repairs/Maint Equipm	$450.00	$0.00	**$0.00**	*2025 Eliminated Pay from 801-43100
E 100-42500-711 Tout-Rsrv 711/801-4	$2,000.00	$2,000.00	**$0.00**	*TO 801-39201 *2025 Combine with 100-431
Expenditure Expenditure	$2,450.00	$2,000.00	**$0.00**	
42700 Animal Control - 2025 in 42110				
R 100-42700-32240 Animal Licenses	$1,500.00	$2,110.00	**$0.00**	*2025 - Moved to CLRK 41500
R 100-42700-34301 Administration Fee	$0.00	$19.25	**$0.00**	*2025 - Moved to CLRK 41500*RT CC
R 100-42700-35104 Animal Fines	$0.00	$25.00	**$0.00**	*2025 - Moved to CLRK 41500
R 100-42700-39550 Refunds | Rebates	$0.00	$0.00	**$0.00**	*2025 - Moved to CLRK 41500 *Rebate elmn
Revenue Revenue	$1,500.00	$2,154.25	**$0.00**	
E 100-42700-210 Operating Expenses	$150.00	$119.55	**$0.00**	*2025 - Moved to CLRK 41500
E 100-42700-310 Other Professional Se	$0.00	$0.00	**$0.00**	*2025 - Moved to CLRK 41500*CV Vet
E 100-42700-323 Administration Expen	$10.00	$13.57	**$0.00**	*2025 - Moved to CLRK 41500*RT Online Pay
E 100-42700-350 Print/Binding (GENER	$0.00	$0.00	**$0.00**	*2025 - Moved to CLRK 41500
E 100-42700-404 Repairs/Maint Equipm	$200.00	$0.00	**$0.00**	*2025 - Moved to CLRK 41500
E 100-42700-430 Misc. TRY NOT TO U	$0.00	$0.00	**$0.00**	*2025 - Moved to CLRK 41500
Expenditure Expenditure	$360.00	$133.12	**$0.00**	
43100 Street Maintenance				
R 100-43100-33414 Insurance Claims	$0.00	$0.00	**$0.00**	
R 100-43100-34000 Charges for Servic	$3,000.00	$4,463.97	**$3,000.00**	MNDot Snw&Ice Cnt#1056718 Invc in May
R 100-43100-34112 County Road Maint	$2,100.00	$2,599.91	**$2,500.00**	
R 100-43100-34302 Parking Meters | C	$300.00	$109.59	**$150.00**	
R 100-43100-36200 Miscellaneous Rev	$0.00	$103.44	**$0.00**	
R 100-43100-36201 Sale Of Merchandis	$0.00	$0.00	**$0.00**	
R 100-43100-36260 Insurance Dividend	$1,500.00	$0.00	**$1,000.00**	*Usually December
R 100-43100-39101 Sales of General Fi	$0.00	$0.00	**$0.00**	
R 100-43100-39201 Transfer In 700/39	$0.00	$5,256.25	**$0.00**	
R 100-43100-39550 Refunds | Rebates	$100.00	$13.63	**$1.00**	*US Bank Card Rebate Eliminated 2024

Account Descr	2024 Budget	2024 YTD Amt	**2025 Budget**	Comment
R 100-43100-39560 Reimbursement	$0.00	$0.00	**$0.00**	
Revenue Revenue	$7,000.00	$12,546.79	**$6,651.00**	
E 100-43100-101 Full-Time Employees	$155,000.00	$130,027.42	**$162,636.00**	BB & JP | 5,000 OT | 5,286 PTOCnv
E 100-43100-121 PERA	$11,625.00	$9,700.22	**$11,801.00**	*FT*0.075
E 100-43100-122 FICA	$9,610.00	$7,906.91	**$9,756.00**	*FT*0.062
E 100-43100-125 Medicare	$2,248.00	$1,854.29	**$2,282.00**	*FT*0.0145
E 100-43100-131 Employer Paid Health	$16,400.00	$11,702.01	**$15,000.00**	
E 100-43100-134 Employer Paid Life	$30.00	$47.49	**$70.00**	
E 100-43100-136 Employer Paid H.S.A.	$6,000.00	$4,887.76	**$6,000.00**	New Hire
E 100-43100-151 Worker s Comp Insur	$8,000.00	$9,572.06	**$9,610.00**	2024 Bdgt x 1.05 Rate x 1.04 Slry x 1.10 exp
E 100-43100-152 Clothing	$900.00	$737.75	**$1,600.00**	*2025 2 Streets + PT Summer
E 100-43100-200 Office Supplies (GENE	$250.00	$0.00	**$250.00**	
E 100-43100-208 Training and Instructi	$500.00	$1,175.00	**$1,000.00**	2024-CDL $900
E 100-43100-210 Operating Expenses	$21,000.00	$12,101.83	**$21,000.00**	12,000 Salt & Sand / Hauling
E 100-43100-212 Vehicle Operating Su	$16,000.00	$9,590.71	**$15,000.00**	
E 100-43100-240 Small Tools and Mino	$7,000.00	$2,744.81	**$7,100.00**	
E 100-43100-303 Engineering Fees	$20,000.00	$4,126.02	**$10,000.00**	
E 100-43100-304 Legal Fees	$0.00	$0.00	**$0.00**	
E 100-43100-310 Other Professional Se	$1,000.00	$712.66	**$1,000.00**	Spray Cty 10 parcel
E 100-43100-321 Telephone	$2,500.00	$2,792.51	**$3,100.00**	*Tel Sys Alloc & Stipend
E 100-43100-322 Postage	$200.00	$30.00	**$200.00**	
E 100-43100-331 Travel Expenses	$100.00	$0.00	**$100.00**	*Non-Conference Travel
E 100-43100-350 Print/Binding (GENER	$150.00	$403.24	**$200.00**	*Equp For Sale | Hlp Wntd
E 100-43100-360 Insurance (GENERAL)	$10,500.00	$11,945.45	**$14,550.00**	LMCIT Memo 05/23 - WP
E 100-43100-364 Claims Deductible	$0.00	$0.00	**$0.00**	
E 100-43100-380 Utility Services (GENE	$50,000.00	$47,455.73	**$54,500.00**	
E 100-43100-384 Refuse/Garbage Disp	$75.00	$435.78	**$0.00**	
E 100-43100-401 Repairs/Maint Buildin	$2,000.00	$1,698.70	**$2,000.00**	
E 100-43100-403 Prev. Maint. Agreeme	$1,000.00	$1,313.54	**$3,000.00**	5%*MIT-2025 2,700 *GSS, New Line, Bckflw
E 100-43100-404 Repairs/Maint Equipm	$22,000.00	$2,822.23	**$111,785.77**	2025 22,185 + 91,500 (150,000 Rdcd)
E 100-43100-406 Street Maint.	$35,000.00	$14,140.62	**$28,000.00**	*Grading/Chloride/Patching
E 100-43100-410 Snow Removal	$3,500.00	$367.50	**$3,500.00**	
E 100-43100-411 Tree Maintenance	$10,000.00	$12,521.40	**$13,000.00**	
E 100-43100-430 Misc. TRY NOT TO U	$200.00	$0.00	**$0.00**	?LTD 14% $400 Rmvd COW
E 100-43100-433 Dues and Subscriptio	$100.00	$880.00	**$1,800.00**	+ 1,800 Fill-Rite Sbscrptn 2025
E 100-43100-435 Licences, Permits and	$1,900.00	$864.56	**$1,300.00**	*500 GIS | 250 MS | 120 Adobe | 25 Ptrlm
E 100-43100-437 Sales Tax - Purchases	$200.00	$414.53	**$250.00**	*MN Rev - Chrgs for Services
E 100-43100-438 Internet Expenses	$0.00	$0.00	**$0.00**	
E 100-43100-727 TOut-Shrd Tch 727/3	$530.00	$530.00	**$1,000.00**	*TO 801-49950-39204 5%
E 100-43100-731 TOut-VhclsEqp 100&	$74,600.00	$74,600.00	**$97,920.00**	*TO 801-43100-39221
E 100-43100-732 TOut- Sdwlk 732/392	$25,750.00	$25,750.00	**$27,000.00**	*TO 801-43100-39213
E 100-43100-736 TOut-Strt Ovrly 736/3	$30,000.00	$30,000.00	**$31,000.00**	*TO 801-43100-39215
E 100-43100-744 TOut-Chp Slng 744/3	$45,000.00	$45,000.00	**$46,500.00**	*TO 801-43100-39214
E 100-43100-753 TOut-Strm Swr 753/3	$36,000.00	$36,000.00	**$40,000.00**	*TO 801-39227 RSV + 2017A338 + 2022A34
E 100-43100-760 TOut-Signs 760/3926	$1,000.00	$1,000.00	**$0.00**	MADE INACTIVE - REPAIR & MAINT
Expenditure Expenditure	$627,868.00	$517,852.73	**$754,810.77**	
45120 Summer Recreation				
E 100-45120-430 Misc. TRY NOT TO U	$4,300.00	$0.00	**$0.00**	ELIMINATE - Associations took over Summer
Expenditure Expenditure	$4,300.00	$0.00	**$0.00**	
45124 Swimming Pools - LOC 08				
R 100-45124-34000 Charges for Servic	$4,000.00	$3,969.71	**$4,000.00**	

Account Descr	2024 Budget	2024 YTD Amt	**2025 Budget**	Comment
R 100-45124-34301 Administration Fee	$0.00	$0.00	**$0.00**	*RT CC
R 100-45124-34720 Memberships	$42,000.00	$42,155.29	**$42,000.00**	
R 100-45124-34722 Admissions	$13,000.00	$16,620.47	**$13,000.00**	
R 100-45124-34723 Lesson Fees (NonT	$20,000.00	$21,029.50	**$23,000.00**	
R 100-45124-36201 Sale Of Merchandis	$7,500.00	$10,120.63	**$8,000.00**	Concessions
R 100-45124-36260 Insurance Dividend	$2,000.00	$0.00	**$1,500.00**	*Usually December
R 100-45124-37370 Sales Tax	$4,900.00	$5,011.90	**$4,900.00**	
R 100-45124-37940 Cash Over	$0.00	$15.00	**$0.00**	
R 100-45124-39550 Refunds | Rebates	$70.00	$0.00	**$1.00**	*US Bank Card Rebate Eliminated 2024
R 100-45124-39560 Reimbursement	$0.00	$132.00	**$0.00**	
R 100-45124-90000 UNDISTRIBUTED	$700.00	$830.50	**$0.00**	*Advance lssns/admssns/mbrshp/cncssns - O
Revenue Revenue	$94,170.00	$99,885.00	**$96,401.00**	
E 100-45124-103 Part-Time Employees	$83,200.00	$94,717.00	**$91,400.00**	*Salary WP
E 100-45124-122 FICA	$5,159.00	$5,872.46	**$5,670.00**	*PT*0.062
E 100-45124-125 Medicare	$1,206.00	$1,373.38	**$1,350.00**	*PT*0.0145
E 100-45124-140 Unemployment Comp	$0.00	$0.00	**$0.00**	
E 100-45124-151 Worker s Comp Insur	$6,500.00	$6,965.36	**$7,808.00**	2024 Bdgt x 1.05 Rate x 1.04 Slry x 1.10 exp
E 100-45124-152 Clothing	$1,500.00	$1,054.98	**$1,500.00**	
E 100-45124-208 Training and Instructi	$4,500.00	$2,852.96	**$4,500.00**	
E 100-45124-210 Operating Expenses	$17,000.00	$16,406.85	**$17,000.00**	
E 100-45124-240 Small Tools and Mino	$1,500.00	$1,374.50	**$1,500.00**	
E 100-45124-310 Other Professional Se	$285.00	$0.00	**$0.00**	MADE INACTIVE
E 100-45124-322 Postage	$100.00	$0.00	**$0.00**	MADE INACTIVE
E 100-45124-323 Administration Expen	$2,500.00	$2,654.06	**$2,700.00**	*Priority Payment Systems / MyRec.com
E 100-45124-331 Travel Expenses	$0.00	$0.00	**$0.00**	*Non-Conference Travel
E 100-45124-350 Print/Binding (GENER	$300.00	$192.30	**$250.00**	*Help Wntd
E 100-45124-360 Insurance (GENERAL)	$13,000.00	$13,982.00	**$15,600.00**	LMCIT Memo 05/23 - WP
E 100-45124-364 Claims Deductible	$0.00	$0.00	**$0.00**	
E 100-45124-380 Utility Services (GENE	$29,000.00	$21,267.27	**$29,000.00**	
E 100-45124-401 Repairs/Maint Buildin	$1,000.00	$6.42	**$1,000.00**	
E 100-45124-403 Prev. Maint. Agreeme	$1,700.00	$2,843.69	**$2,500.00**	Sprinkler | Heater | Plmbg
E 100-45124-404 Repairs/Maint Equipm	$3,000.00	$1,023.01	**$5,000.00**	Breakage / Unplanned
E 100-45124-430 Misc. TRY NOT TO U	$500.00	$0.00	**$100.00**	
E 100-45124-431 Cash Short	$0.00	$3.50	**$1.00**	
E 100-45124-433 Dues and Subscriptio	$3,500.00	$3,300.35	**$3,500.00**	*MyRec Annual Subsription
E 100-45124-435 Licences, Permits and	$1,500.00	$1,523.00	**$1,600.00**	2025 1 EXCHemail & AD 125 + Pool Lic
E 100-45124-437 Sales Tax - Purchases	$4,200.00	$5,375.00	**$5,500.00**	*MN Rev-Adm & Mmbrshps
E 100-45124-450 Cpt GdsChrg 450/340	$2,500.00	$2,500.00	**$12,500.00**	*TO 801-45124-34030
E 100-45124-490 Donations to Civic Or	$170.00	$0.00	**$340.00**	2 Family Mmbrshps | Smmr Rdng & Other Ch
E 100-45124-810 Refund | Rebate	$0.00	$0.00	**$50.00**	
Expenditure Expenditure	$183,820.00	$185,288.09	**$210,369.00**	
45180 Band				
E 100-45180-326 School Band Concerts	$480.00	$480.00	**$0.00**	2025 to 240-46630 Community Dev|Prmtn
E 100-45180-327 Brass Band Concerts	$1,120.00	$1,120.00	**$0.00**	2025 to 240-46630 Community Dev/Prmtn
Expenditure Expenditure	$1,600.00	$1,600.00	**$0.00**	
45200 Parks (GENERAL) - LOC 01/04				
R 100-45200-34301 Administration Fee	$0.00	$4.58	**$1.00**	*RT CC
R 100-45200-34745 Camping Fee - LO	$1,200.00	$0.00	**$0.00**	Closed 2023
R 100-45200-36260 Insurance Dividend	$750.00	$0.00	**$500.00**	*Usually December
R 100-45200-39550 Refunds | Rebates	$0.00	$7.51	**$1.00**	*US Bank Card Rebate Eliminated 2024
R 100-45200-39560 Reimbursement	$0.00	$0.00	**$0.00**	

City of Chatfield

Budget WS Exp/Rev - 12/09/2024 Adopted Budget WS

2025
Active Status Only
December 2024

Account Descr		2024 Budget	2024 YTD Amt	**2025 Budget**	Comment
Revenue Revenue		$1,950.00	$12.09	**$502.00**	
E 100-45200-101	Full-Time Employees	$70,000.00	$65,934.49	**$79,283.00**	*Salary WP | 5,000 OT | 2,783 PTOCnv
E 100-45200-103	Part-Time Employees	$15,600.00	$18,138.05	**$12,000.00**	*Salary WP 2@3mo 40wk
E 100-45200-121	PERA	$5,250.00	$4,945.10	**$5,738.00**	*FT*0.075
E 100-45200-122	FICA	$5,307.20	$4,998.33	**$5,487.00**	*(FT+PT)*0.062
E 100-45200-125	Medicare	$1,241.20	$1,168.93	**$1,283.00**	*(FT+PT)*0.0145
E 100-45200-131	Employer Paid Health	$8,800.00	$7,361.93	**$7,500.00**	
E 100-45200-134	Employer Paid Life	$30.00	$29.44	**$30.00**	
E 100-45200-136	Employer Paid H.S.A.	$3,000.00	$2,875.00	**$3,000.00**	
E 100-45200-140	Unemployment Comp	$0.00	$0.00	**$500.00**	
E 100-45200-151	Worker s Comp Insur	$7,000.00	$8,343.31	**$8,408.00**	2024 Bdgt x 1.05 Rate x 1.04 Slry x 1.10 exp
E 100-45200-152	Clothing	$700.00	$496.12	**$725.00**	
E 100-45200-208	Training and Instructi	$400.00	$310.33	**$600.00**	*CPO, Chmcl App., Tree Cert.
E 100-45200-210	Operating Expenses	$3,000.00	$2,824.87	**$3,000.00**	Chemicals for Parks
E 100-45200-211	Program Expenses	$0.00	$0.00	**$2,000.00**	2025 Blff Cntry Hkng Club
E 100-45200-212	Vehicle Operating Su	$9,000.00	$5,347.91	**$8,500.00**	
E 100-45200-240	Small Tools and Mino	$2,000.00	$1,159.26	**$2,000.00**	
E 100-45200-302	Contracted Help	$3,000.00	$0.00	**$0.00**	MADE INACTIVE *City is licensed for weed co
E 100-45200-303	Engineering Fees	$2,000.00	$0.00	**$0.00**	MADE INACTIVE *Groen Park Wlkng Bridge 2
E 100-45200-310	Other Professional Se	$0.00	$0.00	**$100.00**	*Drug Screen
E 100-45200-321	Telephone	$1,000.00	$600.00	**$1,000.00**	*Cell Phone Allwnc
E 100-45200-323	Administration Expen	$50.00	$4.33	**$50.00**	*Online pymnt trnsctn fee alloc
E 100-45200-331	Travel Expenses	$100.00	$144.72	**$150.00**	*Non-Conference Travel
E 100-45200-350	Print/Binding (GENER	$100.00	$264.98	**$100.00**	*Help Wntd
E 100-45200-360	Insurance (GENERAL)	$8,000.00	$6,736.00	**$7,600.00**	LMCIT Memo 05/23 - WP
E 100-45200-364	Claims Deductible	$0.00	$0.00	**$0.00**	
E 100-45200-380	Utility Services (GENE	$18,000.00	$17,677.02	**$20,000.00**	
E 100-45200-384	Refuse/Garbage Disp	$3,300.00	$3,267.34	**$3,500.00**	
E 100-45200-403	Prev. Maint. Agreeme	$0.00	$0.00	**$0.00**	
E 100-45200-404	Repairs/Maint Equipm	$7,500.00	$6,899.90	**$8,000.00**	
E 100-45200-430	Misc. TRY NOT TO U	$2,000.00	$2,000.00	**$0.00**	?LTD 7% 323 Rmvd COW Hkng Clb Spprt (m
E 100-45200-433	Dues and Subscriptio	$300.00	$165.00	**$300.00**	Greater MN Parks & Trails
E 100-45200-435	Licences, Permits and	$270.00	$180.00	**$300.00**	2024 1 MS O365 Bus Prem
E 100-45200-436	Sales Tax	$300.00	$0.00	**$100.00**	*MN Rev - Camp Site Rev
E 100-45200-438	Internet Expenses	$0.00	$603.39	**$1,000.00**	*PW Facility (New 2023)
E 100-45200-739	TOut-PrkImp 739/39	$46,350.00	$46,350.00	**$49,131.00**	*TO 801-45200-39219 CP Feb-23
Expenditure Expenditure		$223,598.40	$208,825.75	**$231,385.00**	
46323 Hrtg Prsrvtn *2025 240-46630-					
R 100-46323-33400	State Grants and A	$500.00	$0.00	**$0.00**	*2025 Use 240-46630-
R 100-46323-39550	Refunds | Rebates	$0.00	$0.00	**$0.00**	*2025 Use 240-46630-
Revenue Revenue		$500.00	$0.00	**$0.00**	
E 100-46323-309	Conference Expense	$1,000.00	$0.00	**$0.00**	*Preservation Conf. *2025 Use 240-46630-
E 100-46323-310	Other Professional Se	$14,000.00	$7,000.00	**$0.00**	*2025 Use 240-46630-
E 100-46323-430	Misc. TRY NOT TO U	$0.00	$0.00	**$0.00**	*2025 Use 240-46630-
E 100-46323-433	Dues and Subscriptio	$50.00	$0.00	**$0.00**	*2025 Use 240-46630-
E 100-46323-435	Licences, Permits and	$55.00	$0.00	**$0.00**	*Ovbdgtd not used since 2021 *2025 Use 24
E 100-46323-450	Cpt GdsChrg 450/340	$3,000.00	$3,000.00	**$0.00**	$0 2025 *TO 801-46323-34030 ~17,000Blnct
Expenditure Expenditure		$18,105.00	$10,000.00	**$0.00**	
46630 Community Dev - LOC 07					
R 100-46630-31911	Lodging Tax	$1,250.00	$1,363.80	**$0.00**	*2025 = 240-46630-31911
R 100-46630-34101	Rent Revenue	$9,225.00	$9,030.00	**$0.00**	Schoenfelder *2025=242-46630-34101

Account Descr	2024 Budget	2024 YTD Amt	**2025 Budget**	Comment
R 100-46630-36100 Special Assessmen	$0.00	$0.00	**$0.00**	Sundlee 2023 Final Yr.
R 100-46630-36230 Donations	$0.00	$0.00	**$0.00**	
R 100-46630-39550 Refunds | Rebates	$0.00	$7,507.11	**$0.00**	*US Bank Card Rebate Eliminated 2024
Revenue Revenue	$10,475.00	$17,900.91	**$0.00**	
E 100-46630-212 Vehicle Operating Su	$200.00	$0.00	**$0.00**	*Ovrbdgtd?
E 100-46630-300 Promotional Expense	$1,188.00	$3,436.53	**$0.00**	*2025 240-46630 300 95% Ldgng Tx | Gala |
E 100-46630-310 Other Professional Se	$15,000.00	$15,850.00	**$0.00**	Polco
E 100-46630-321 Telephone	$1,950.00	$1,254.00	**$0.00**	*Trst Cntr Tlph&Intrnt Allnc Pblsh#3966…Dsc
E 100-46630-350 Print/Binding (GENER	$0.00	$70.80	**$0.00**	Business Honor Roll
E 100-46630-430 Misc. TRY NOT TO U	$1,500.00	$0.00	**$0.00**	Ovbdgtd Public Nuisance = 310
E 100-46630-457 Property Tax	$2,750.00	$3,040.00	**$0.00**	Cty. Rd 10 Ind Park Prop
E 100-46630-490 Donations to Civic Or	$0.00	$0.00	**$0.00**	SE MN Together
E 100-46630-700 Transfers (GENERAL)	$2,100.00	$2,100.00	**$0.00**	*TO 801-45200-39219 Float
Expenditure Expenditure	$24,688.00	$25,751.33	**$0.00**	
211 LIBRARY - OPERATIONS				
45500 Libraries (GENERAL)				
R 211-45500-31010 Levied Property Ta	$0.00	$0.00	**$224,597.00**	*2025 Replaces GF Transfer In
R 211-45500-33600 County Contracts	$95,316.00	$90,835.12	**$93,827.00**	FC 59,373 OC 34,454
R 211-45500-34000 Charges for Servic	$1,200.00	$827.00	**$1,390.00**	$695 x 2
R 211-45500-35103 Library Fines	$450.00	$367.93	**$200.00**	Went overdue fine-free
R 211-45500-36200 Miscellaneous Rev	$0.00	$712.10	**$50.00**	Sale of Duplicates (Non Tax)
R 211-45500-36201 Sale Of Merchandis	$400.00	$490.00	**$300.00**	Purchases have decreased
R 211-45500-36202 Nontax-Sale of Mer	$5,500.00	$4,375.00	**$5,500.00**	Kwik Trip Sales
R 211-45500-36210 Interest Earnings	$1,500.00	$3,292.01	**$2,200.00**	Avg of 2022 and 2023 (ME)
R 211-45500-36230 Donations	$1,500.00	$1,400.00	**$2,100.00**	Most go to 212-45500-36210
R 211-45500-36260 Insurance Dividend	$800.00	$0.00	**$842.00**	*Usually December
R 211-45500-39201 Transfer In 700/39	$204,880.00	$204,880.00	**$0.00**	*FROM 100-41000-721
R 211-45500-39225 T.I. - Fr End Fund	$0.00	$0.00	**$0.00**	
R 211-45500-39550 Refunds | Rebates	$150.00	$972.66	**$50.00**	*US Bank Card Rebate Eliminated 2024
Revenue Revenue	$311,696.00	$308,151.82	**$331,056.00**	
E 211-45500-101 Full-Time Employees	$138,980.00	$136,171.10	**$148,000.00**	ME & CH*Step Crrctd (LvCnv=1/3 $5,805 Rm
E 211-45500-103 Part-Time Employees	$27,400.00	$23,095.58	**$32,388.00**	Cleaner, Wilson, Erickson, Strytm, Grndskpr
E 211-45500-121 PERA	$12,478.50	$11,864.93	**$13,529.00**	*(FT+PT)*0.075
E 211-45500-122 FICA	$10,315.56	$9,261.33	**$11,184.00**	*(FT+PT)*0.062
E 211-45500-125 Medicare	$2,412.51	$2,165.93	**$2,616.00**	*(FT+PT)*0.0145
E 211-45500-131 Employer Paid Health	$26,500.00	$20,921.94	**$25,000.00**	Christy add family insurance
E 211-45500-134 Employer Paid Life	$64.00	$58.88	**$80.00**	
E 211-45500-136 Employer Paid H.S.A.	$12,000.00	$8,625.00	**$12,000.00**	
E 211-45500-140 Unemployment Comp	$160.00	$206.58	**$500.00**	
E 211-45500-151 Worker s Comp Insur	$1,175.00	$1,676.60	**$1,411.00**	2024 Bdgt x 1.05 Rate x 1.04 Slry x 1.10 exp
E 211-45500-200 Office Supplies (GENE	$2,000.00	$1,989.91	**$2,000.00**	
E 211-45500-211 Program Expenses	$3,300.00	$8,825.26	**$5,000.00**	Incease Adlt Prgmmng
E 211-45500-230 KT Scrip Program Exp	$0.00	$0.00	**$4,000.00**	NEW 2025
E 211-45500-240 Small Tools and Mino	$1,500.00	$2,020.43	**$1,000.00**	Need better sound equipment for programs
E 211-45500-321 Telephone	$3,300.00	$3,203.10	**$3,500.00**	2022 2023 AVG + 5.85% (CPI-U)
E 211-45500-322 Postage	$150.00	$46.23	**$150.00**	Postage increasing in July & Jan
E 211-45500-331 Travel Expenses	$650.00	$0.00	**$300.00**	*Non-Conference Travel
E 211-45500-332 Continuing Education	$1,750.00	$0.00	**$1,700.00**	Board encourages cont. educ.
E 211-45500-350 Print/Binding (GENER	$0.00	$0.00	**$0.00**	Help Wanted
E 211-45500-360 Insurance (GENERAL)	$11,650.00	$11,187.00	**$12,500.00**	LMCIT Memo 05/23 - WP
E 211-45500-380 Utility Services (GENE	$7,350.00	$7,093.29	**$8,600.00**	Antcptd severe cold Central US

Account Descr		2024 Budget	2024 YTD Amt	**2025 Budget**	Comment
E 211-45500-401	Repairs/Maint Buildin	$2,800.00	$4,547.89	**$4,128.00**	Elevator maint | More lndscpng & bldg maint
E 211-45500-404	Repairs/Maint Equipm	$7,500.00	$7,491.80	**$7,000.00**	Elevator maint. Moved to Repair/Maint Bldg
E 211-45500-414	Automated Operation	$11,000.00	$6,437.50	**$7,000.00**	Decrease in ILS Basic Fee / PC Support
E 211-45500-416	Cleaning Service	$1,200.00	$1,134.71	**$1,600.00**	Increase to fund cleaning of windows
E 211-45500-430	Misc. TRY NOT TO U	$100.00	$10.00	**$0.00**	?LTD 12% $550 Rmvd COW
E 211-45500-433	Dues and Subscriptio	$1,050.00	$715.40	**$840.00**	Drppd Stryblcks, no more reimb Amzn
E 211-45500-437	Sales Tax - Purchases	$150.00	$0.00	**$230.00**	Brought in 2x as much charges for services
E 211-45500-438	Internet Expenses	$660.00	$1,030.00	**$1,200.00**	Replace Website Host from WordPress to Stre
E 211-45500-560	Cap. Outlay-Furn. & F	$1,500.00	$0.00	**$600.00**	
E 211-45500-590	Cap. Outlay-Books	$12,600.00	$10,484.01	**$13,000.00**	Books are increasing in price
E 211-45500-591	Cap. Outlay-Magazine	$1,000.00	$649.28	**$1,000.00**	
E 211-45500-593	Cap. Outlay-Non Print	$6,000.00	$5,551.17	**$6,000.00**	
E 211-45500-700	Transfers (GENERAL)	$3,000.00	$3,000.00	**$3,000.00**	*To 212-39201 Save for capital costs like roof
Expenditure Expenditure		$311,695.57	$289,464.85	**$331,056.00**	
212 LIBRARY - CAPITAL					
45500 Libraries (GENERAL)					
R 212-45500-33140	Grants	$0.00	$0.00	**$0.00**	
R 212-45500-33414	Insurance Claims	$0.00	$0.00	**$0.00**	
R 212-45500-36210	Interest Earnings	$0.00	$0.00	**$0.00**	
R 212-45500-36230	Donations	$0.00	$2,794.00	**$5,000.00**	
R 212-45500-36290	Proceeds From Inv	$0.00	$0.00	**$0.00**	
R 212-45500-39201	Transfer In 700/39	$3,000.00	$3,000.00	**$3,000.00**	*From 211-700
Revenue Revenue		$3,000.00	$5,794.00	**$8,000.00**	
E 212-45500-240	Small Tools and Mino	$0.00	$0.00	**$0.00**	
E 212-45500-401	Repairs/Maint Buildin	$0.00	$0.00	**$0.00**	
E 212-45500-404	Repairs/Maint Equipm	$0.00	$0.00	**$0.00**	
E 212-45500-504	Cap. Outlay-Library I	$0.00	$9,407.01	**$0.00**	
E 212-45500-751	T.O. - Library Op Fun	$0.00	$0.00	**$0.00**	
E 212-45500-801	Purchase Investment	$0.00	$0.00	**$0.00**	
E 212-45500-802	Maturity of Investme	$0.00	$0.00	**$0.00**	
Expenditure Expenditure		$0.00	$9,407.01	**$0.00**	
220 FIRE - OPERATIONS					
42280 Fire Department *2012=220/221					
R 220-42280-31010	Levied Property Ta	$0.00	$0.00	**$70,000.00**	*2025 Levy direct *Same as 2024 (Fund Bala
R 220-42280-33414	Insurance Claims	$0.00	$0.00	**$0.00**	
R 220-42280-33430	Township Contract	$70,000.00	$70,325.28	**$72,100.00**	($72,400=2022 Est Pop Pblshd 2023)
R 220-42280-34000	Charges for Servic	$8,000.00	$13,550.00	**$8,000.00**	
R 220-42280-34301	Administration Fee	$0.00	$26.25	**$50.00**	*RT CC
R 220-42280-36200	Miscellaneous Rev	$0.00	$0.00	**$0.00**	Act.Assoc - Pay to PERA 220-42280-121 Extr
R 220-42280-36210	Interest Earnings	$1,000.00	$2,052.39	**$1,000.00**	
R 220-42280-36260	Insurance Dividend	$400.00	$0.00	**$400.00**	*Usually December
R 220-42280-36280	Pass Through Acco	$0.00	$18,000.00	**$0.00**	FFActAssc PERA Cntrbtn | Offset E 124
R 220-42280-39201	Transfer In 700/39	$70,000.00	$70,000.00	**$0.00**	*2025 Levy Direct rather than *FROM 100-41
R 220-42280-39550	Refunds | Rebates	$20.00	$0.00	**$1.00**	*US Bank Card Rebate Eliminated 2024
R 220-42280-39560	Reimbursement	$0.00	$0.00	**$1,000.00**	MMB - Basic Fire Trng Reimb
Revenue Revenue		$149,420.00	$173,953.92	**$152,551.00**	
E 220-42280-103	Part-Time Employees	$31,000.00	$32,886.07	**$32,000.00**	*WP
E 220-42280-121	PERA	$7,000.00	$7,032.53	**$0.00**	*2024 *0.1* 220-33430 10% RrL Cont = SVF
E 220-42280-122	FICA	$1,922.00	$2,038.72	**$1,970.00**	*PT*0.062
E 220-42280-124	Fire Pnsn Cntrb SVF3	$0.00	$18,000.00	**$7,210.00**	Act Assoc Pnsn Cntrb + 10% RRL Cont

Account Descr		2024 Budget	2024 YTD Amt	**2025 Budget**	Comment
E 220-42280-125	Medicare	$450.00	$476.83	**$500.00**	*PT*0.0145
E 220-42280-140	Unemployment Comp	$0.00	$0.00	**$0.00**	
E 220-42280-151	Worker s Comp Insur	$15,000.00	$10,391.62	**$18,018.00**	
E 220-42280-152	Clothing	$2,000.00	$1,006.90	**$2,500.00**	
E 220-42280-171	Innoculations	$750.00	$0.00	**$1,000.00**	Physicals, SCBA Fitting
E 220-42280-208	Training and Instructi	$3,000.00	$2,067.63	**$2,000.00**	
E 220-42280-210	Operating Expenses	$3,000.00	$1,501.90	**$3,000.00**	
E 220-42280-212	Vehicle Operating Su	$2,000.00	$2,595.27	**$2,800.00**	
E 220-42280-240	Small Tools and Mino	$5,000.00	$69.95	**$5,000.00**	
E 220-42280-309	Conference Expense	$500.00	$0.00	**$500.00**	
E 220-42280-313	Mutual Aid	$0.00	$0.00	**$0.00**	
E 220-42280-321	Telephone	$600.00	$547.75	**$650.00**	Cell Phone
E 220-42280-322	Postage	$100.00	$15.00	**$100.00**	
E 220-42280-323	Administration Expen	$40.00	$234.35	**$40.00**	*RT Online pymnt trnsctn fee alloc | RFGI Cllc
E 220-42280-328	GnrlSrvcsChrg 328/34	$4,000.00	$4,000.00	**$4,450.00**	*TO 100-41000-34020 3%
E 220-42280-331	Travel Expenses	$150.00	$0.00	**$150.00**	*Non-Conference Travel
E 220-42280-350	Print/Binding (GENER	$0.00	$0.00	**$20.00**	*Help Wntd
E 220-42280-360	Insurance (GENERAL)	$5,000.00	$5,818.00	**$6,000.00**	
E 220-42280-364	Claims Deductible	$0.00	$0.00	**$0.00**	
E 220-42280-380	Utility Services (GENE	$11,500.00	$6,960.30	**$11,500.00**	
E 220-42280-401	Repairs/Maint Buildin	$3,000.00	$1,138.47	**$3,500.00**	
E 220-42280-403	Prev. Maint. Agreeme	$0.00	$375.00	**$2,700.00**	5% *MIT 2025-$2,700
E 220-42280-404	Repairs/Maint Equipm	$10,000.00	$10,309.90	**$11,000.00**	
E 220-42280-430	Misc. TRY NOT TO U	$100.00	$0.00	**$0.00**	LTD 2% $85 Rmvd COW
E 220-42280-433	Dues and Subscriptio	$1,000.00	$1,122.00	**$1,100.00**	
E 220-42280-435	Licences, Permits and	$240.00	$195.00	**$250.00**	2025 1 MS O365 Bus Prem
E 220-42280-727	TOut-Shrd Tch 727/3	$824.00	$824.00	**$1,000.00**	*TO 801-49950-39204 5%
E 220-42280-734	TOut-Fire 734/220-39	$47,741.00	$47,741.00	**$49,200.00**	*TO 221-42280-39216 From CPAmndFEB202
Expenditure Expenditure		$155,917.00	$157,348.19	**$168,158.00**	
221 FIRE - CAPITAL					
42280 Fire Department *2012=220/221					
R 221-42280-33180	Federal Grants - A	$0.00	$0.00	**$0.00**	
R 221-42280-33400	State Grants and A	$0.00	$0.00	**$0.00**	
R 221-42280-36201	Sale Of Merchandis	$0.00	$0.00	**$0.00**	
R 221-42280-36210	Interest Earnings	$0.00	$10,486.99	**$6,000.00**	
R 221-42280-36230	Donations	$106,100.00	$159,226.00	**$110,000.00**	*Pull Tabs & Fall Mail Out CP Amend2023
R 221-42280-39201	Transfer In 700/39	$0.00	$33,242.00	**$0.00**	
R 221-42280-39216	TIn-Fr Cptl 220-73	$47,741.00	$47,741.00	**$49,200.00**	*FROM 220-42280-734
Revenue Revenue		$153,841.00	$250,695.99	**$165,200.00**	
E 221-42280-240	Small Tools and Mino	$7,500.00	$0.00	**$0.00**	Radios | Cmptr
E 221-42280-300	Promotional Expense	$2,000.00	$1,540.38	**$1,000.00**	Annl Open House Supplies
E 221-42280-322	Postage	$1,000.00	$922.87	**$1,300.00**	Fall Mailout
E 221-42280-350	Print/Binding (GENER	$1,500.00	$2,218.63	**$2,200.00**	
E 221-42280-401	Repairs/Maint Buildin	$0.00	$0.00	**$46,680.00**	Roof | Tuckpointing
E 221-42280-430	Misc. TRY NOT TO U	$500.00	$0.00	**$0.00**	
E 221-42280-550	Cap. Outlay-Vehicles/	$92,700.00	$27,172.74	**$0.00**	
E 221-42280-580	Cap. Outlay-Other Eq	$12,875.00	$11,933.85	**$26,523.00**	Trn Out Gr
Expenditure Expenditure		$118,075.00	$43,788.47	**$77,703.00**	
230 AMBULANCE - OPERATIONS					
42270 Ambulance					

Account Descr		2024 Budget	2024 YTD Amt	**2025 Budget**	Comment
R 230-42270-31010	Levied Property Ta	$0.00	$0.00	**$143,043.00**	*2025 Levy Direct replaces GF Transfer In
R 230-42270-33400	State Grants and A	$500.00	$0.00	**$500.00**	*MMB State of MN grants only
R 230-42270-33414	Insurance Claims	$0.00	$0.00	**$0.00**	
R 230-42270-33416	Training Reimburs	$3,000.00	$4,875.00	**$3,000.00**	
R 230-42270-33417	Training Revenue	$15,000.00	$3,600.00	**$10,000.00**	$1,200 Per Class
R 230-42270-33430	Township Contract	$58,000.00	$58,968.00	**$60,737.00**	*Inc 3% yr - 2025 26.78 (2022 Est Pop Pblsh
R 230-42270-33600	County Contracts	$4,500.00	$6,000.00	**$6,000.00**	*FC Amb Sbsdy
R 230-42270-34000	Charges for Servic	$228,000.00	$198,539.61	**$228,000.00**	
R 230-42270-34205	Accrued Charges F	$0.00	$0.00	**$0.00**	
R 230-42270-34301	Administration Fee	$0.00	$114.53	**$25.00**	*Online Pymnts
R 230-42270-36200	Miscellaneous Rev	$250.00	$0.00	**$250.00**	*Grants / Regional Exercises
R 230-42270-36201	Sale Of Merchandis	$0.00	$146.25	**$0.00**	AED Pads & Batteries
R 230-42270-36210	Interest Earnings	$0.00	$1,861.19	**$1,500.00**	
R 230-42270-36260	Insurance Dividend	$0.00	$0.00	**$75.00**	*Usually December
R 230-42270-39201	Transfer In 700/39	$79,300.00	$79,300.00	**$0.00**	*2025 Levy Direct *FROM 100-41000-723
R 230-42270-39550	Refunds | Rebates	$50.00	$51.65	**$1.00**	*US Bank Card Rebate Eliminated 2024
R 230-42270-39560	Reimbursement	$0.00	$0.00	**$0.00**	
Revenue Revenue		$388,600.00	$353,456.23	**$453,131.00**	
E 230-42270-101	Full-Time Employees	$117,694.00	$115,854.51	**$158,900.00**	* Salary WP 2.5 + 1/3 4,330 LC Rmvd
E 230-42270-103	Part-Time Employees	$60,320.00	$55,058.67	**$60,000.00**	FT add to staff will decrease PT coverage
E 230-42270-121	PERA	$13,351.00	$14,922.91	**$16,418.00**	*FT+PT*0.075
E 230-42270-122	FICA	$11,037.00	$10,024.00	**$13,572.00**	*FT+PT*0.062
E 230-42270-125	Medicare	$2,581.00	$2,344.37	**$3,174.00**	*FT+PT*0.0145
E 230-42270-131	Employer Paid Health	$17,000.00	$20,969.27	**$35,000.00**	Reflects add to staff
E 230-42270-134	Employer Paid Life	$55.00	$51.55	**$80.00**	Reflects add to staff
E 230-42270-136	Employer Paid H.S.A.	$8,500.00	$7,906.22	**$15,000.00**	Reflects add to staff
E 230-42270-140	Unemployment Comp	$0.00	$0.00	**$0.00**	
E 230-42270-151	Worker s Comp Insur	$10,000.00	$10,944.16	**$12,012.00**	2024 Bdgt x 1.05 Rate x 1.04 Slry x 1.10 exp
E 230-42270-152	Clothing	$2,750.00	$1,916.00	**$2,750.00**	Uniforms
E 230-42270-171	Innoculations	$200.00	$0.00	**$200.00**	
E 230-42270-200	Office Supplies (GENE	$500.00	$0.00	**$0.00**	Part of General Services Charge
E 230-42270-205	Service Incentives/Re	$1,500.00	$1,381.68	**$1,500.00**	Increase for food at meetings
E 230-42270-208	Training and Instructi	$4,500.00	$5,518.55	**$5,000.00**	Conf. & training our people
E 230-42270-209	Training Institution	$4,500.00	$6.00	**$3,500.00**	
E 230-42270-210	Operating Expenses	$12,000.00	$10,715.66	**$12,000.00**	
E 230-42270-212	Vehicle Operating Su	$5,000.00	$3,759.37	**$6,300.00**	
E 230-42270-240	Small Tools and Mino	$1,000.00	$3,676.20	**$1,000.00**	
E 230-42270-305	Safety	$1,500.00	$1,268.02	**$2,000.00**	MMUA | LMC Premium Increase
E 230-42270-321	Telephone	$4,000.00	$4,193.85	**$5,000.00**	
E 230-42270-322	Postage	$200.00	$62.84	**$0.00**	
E 230-42270-323	Administration Expen	$500.00	$134.08	**$500.00**	*RT Online pymnt trnsctn fee alloc
E 230-42270-328	GnrlSrvcsChrg 328/34	$4,000.00	$4,000.00	**$4,450.00**	*TO 100-41000-34020 3%
E 230-42270-331	Travel Expenses	$0.00	$0.00	**$0.00**	*Non-Conference Travel
E 230-42270-340	Advertising	$500.00	$270.66	**$500.00**	Promo - Pens - Suckers
E 230-42270-350	Print/Binding (GENER	$0.00	$60.00	**$0.00**	
E 230-42270-360	Insurance (GENERAL)	$800.00	$884.00	**$1,100.00**	LMCIT Memo 05/23 - WP
E 230-42270-364	Claims Deductible	$1,000.00	$94.17	**$1,000.00**	
E 230-42270-380	Utility Services (GENE	$5,000.00	$5,646.53	**$8,500.00**	
E 230-42270-403	Prev. Maint. Agreeme	$14,000.00	$12,858.77	**$6,200.00**	5%*MIT-2025 $2,700 Zoll +3,500
E 230-42270-404	Repairs/Maint Equipm	$4,000.00	$2,382.93	**$1,300.00**	*2025 Cpr Ls 328 $1,300
E 230-42270-415	Medical Services	$6,000.00	$2,153.18	**$6,000.00**	Mayo Intercept
E 230-42270-430	Misc. TRY NOT TO U	$0.00	$0.00	**$0.00**	LTD 12% $560 Rmvd COW

Account Descr	2024 Budget	2024 YTD Amt	**2025 Budget**	Comment
E 230-42270-433 Dues and Subscriptio	$4,500.00	$2,982.00	**$5,000.00**	Consortium Dues
E 230-42270-435 Licences, Permits and	$12,000.00	$10,741.24	**$12,000.00**	Exper T + MS O365 Bus Prem 2-500 +9568
E 230-42270-438 Internet Expenses	$1,300.00	$1,265.02	**$1,300.00**	
E 230-42270-700 Transfers (GENERAL)	$47,500.00	$47,500.00	**$49,875.00**	*TO 231-42270-39201 CP 03/24/2023
E 230-42270-727 TOut-Shrd Tch 727/3	$1,185.00	$1,185.00	**$1,000.00**	*TO 801-49950-39204 5%
E 230-42270-810 Refund | Rebate	$1,000.00	$558.34	**$1,000.00**	
Expenditure Expenditure	$381,473.00	$363,289.75	**$453,131.00**	
231 AMBULANCE - CAPITAL				
42270 Ambulance				
R 231-42270-36210 Interest Earnings	$1,000.00	$2,617.03	**$1,000.00**	
R 231-42270-36230 Donations	$14,500.00	$24,077.21	**$15,000.00**	
R 231-42270-39201 Transfer In 700/39	$47,500.00	$87,500.00	**$49,875.00**	*FROM 230-42270-700 & 100-41000
Revenue Revenue	$63,000.00	$114,194.24	**$65,875.00**	
E 231-42270-240 Small Tools and Mino	$3,000.00	$7,512.26	**$3,000.00**	2023 / 2024 Desktop Refresh
E 231-42270-322 Postage	$600.00	$624.64	**$600.00**	
E 231-42270-350 Print/Binding (GENER	$1,400.00	$1,488.14	**$1,500.00**	
E 231-42270-430 Misc. TRY NOT TO U	$0.00	$0.00	**$0.00**	
E 231-42270-550 Cap. Outlay-Vehicles/	$265,000.00	$282,378.00	**$0.00**	New Ambulance 2023 / 2024 CP 03/24/2023
E 231-42270-580 Cap. Outlay-Other Eq	$0.00	$0.00	**$9,071.00**	OH DoorwOpnr 2 SrvcDr & WndwCvrng | Crpt
Expenditure Expenditure	$270,000.00	$292,003.04	**$14,171.00**	
240 EDA - OPERATIONS				
46500 Economic Dev (GENERAL) LOC 01				
R 240-46500-31010 Levied Property Ta	$0.00	$0.00	**$100,380.00**	*Direct Levy replaces GF Transfer In
R 240-46500-34301 Administration Fee	$2,600.00	$1,188.34	**$0.00**	*Online Pymnt Fees
R 240-46500-36210 Interest Earnings	$500.00	$251.84	**$150.00**	
R 240-46500-36230 Donations	$0.00	$0.00	**$0.00**	
R 240-46500-39201 Transfer In 700/39	$78,517.00	$78,517.00	**$0.00**	*Change to Direct Levy 2025* not 100-41000
R 240-46500-39550 Refunds | Rebates	$0.00	$0.00	**$0.00**	*US Bank Card Rebate Eliminated 2024
Revenue Revenue	$81,617.00	$79,957.18	**$100,530.00**	
E 240-46500-208 Training and Instructi	$0.00	$0.00	**$0.00**	
E 240-46500-240 Small Tools and Mino	$0.00	$0.00	**$0.00**	
E 240-46500-300 Promotional Expense	$26,690.00	$26,690.00	**$27,490.00**	Allnce-Ops&Mrktng - 27,490 2025 | 28,375 2
E 240-46500-304 Legal Fees	$0.00	$0.00	**$0.00**	
E 240-46500-310 Other Professional Se	$54,450.00	$51,299.00	**$54,000.00**	CEDA
E 240-46500-322 Postage	$150.00	$15.00	**$150.00**	
E 240-46500-350 Print/Binding (GENER	$250.00	$176.00	**$250.00**	
E 240-46500-403 Prev. Maint. Agreeme	$2,750.00	$2,418.23	**$0.00**	0% *MIT-2025
E 240-46500-404 Repairs/Maint Equipm	$500.00	$96.56	**$200.00**	*2025 Cpr to 328 $375
E 240-46500-430 Misc. TRY NOT TO U	$0.00	$0.00	**$0.00**	
E 240-46500-435 Licences, Permits and	$240.00	$90.00	**$240.00**	2025 1EXCHemail & AD
E 240-46500-727 TOut-Shrd Tch 727/3	$412.00	$412.00	**$0.00**	*TO 801-49950-39204 0%
Expenditure Expenditure	$85,442.00	$81,196.79	**$82,330.00**	
46630 Community Dev - LOC 07				
R 240-46630-31911 Lodging Tax	$0.00	$0.00	**$1,500.00**	*NEW 2025 Prvsly 100-46630
Revenue Revenue	$0.00	$0.00	**$1,500.00**	
E 240-46630-300 Promotional Expense	$0.00	$0.00	**$2,500.00**	*2025 95%LdgngTx | Gala | Flwr Bskts
E 240-46630-310 Other Professional Se	$0.00	$0.00	**$15,500.00**	*2025 14,000 HrtPrsv Pblic Nsnc Abt frm 100
E 240-46630-326 School Band Concerts	$0.00	$0.00	**$500.00**	*2025 from 100-45180
E 240-46630-327 Brass Band Concerts	$0.00	$0.00	**$1,200.00**	*2025 from 100-45180

Account Descr	2024 Budget	2024 YTD Amt	**2025 Budget**	Comment
E 240-46630-490 Donations to Civic Or	$0.00	$0.00	**$0.00**	$2,000 X 5 YR | 2025 6 7 8 9 | RSLN 2024-3
Expenditure Expenditure	$0.00	$0.00	**$19,700.00**	
242 EDA - CPTL | 358 DG OFFSET				
46500 Economic Dev (GENERAL) LOC 01				
R 242-46500-36210 Interest Earnings	$4,500.00	$5,737.15	**$4,000.00**	
R 242-46500-39201 Transfer In 700/39	$0.00	$0.00	**$0.00**	
Revenue Revenue	$4,500.00	$5,737.15	**$4,000.00**	
E 242-46500-700 Transfers (GENERAL)	$0.00	$0.00	**$0.00**	
Expenditure Expenditure	$0.00	$0.00	**$0.00**	
46630 Community Dev - LOC 07				
R 242-46630-34101 Rent Revenue	$0.00	$0.00	**$10,000.00**	*Schoenfelder (moved from 100-46630)
R 242-46630-39101 Sales of General Fi	$0.00	$22,251.00	**$0.00**	
Revenue Revenue	$0.00	$22,251.00	**$10,000.00**	
E 242-46630-457 Property Tax	$0.00	$0.00	**$3,100.00**	*2025 Cty. Rd 10 Ind Park Prop (from 100-46
Expenditure Expenditure	$0.00	$0.00	**$3,100.00**	
250 CCA - OPERATIONS				
46630 Community Dev - LOC 07				
R 250-46630-31010 Levied Property Ta	$0.00	$0.00	**$75,700.00**	*2025 Levy replaces GF TrIn Rdcd14,300~63
R 250-46630-36210 Interest Earnings	$300.00	$1,142.90	**$300.00**	
R 250-46630-36260 Insurance Dividend	$2,000.00	$0.00	**$2,000.00**	*Usually December
R 250-46630-39201 Transfer In 700/39	$90,000.00	$90,000.00	**$0.00**	*From 100-41000-756
R 250-46630-39550 Refunds | Rebates	$0.00	$0.00	**$0.00**	*US Bank Card Rebate Eliminated 2024
R 250-46630-39560 Reimbursement	$0.00	$880.00	**$0.00**	For CCA Invoices Paid
Revenue Revenue	$92,300.00	$92,022.90	**$78,000.00**	
E 250-46630-310 Other Professional Se	$24,000.00	$24,000.00	**$24,000.00**	CCA, Inc. 6 YR Lease 09/2022-08/2028 $2,00
E 250-46630-360 Insurance (GENERAL)	$30,000.00	$28,741.00	**$32,000.00**	LMCIT Memo 05/23 - WP
E 250-46630-404 Repairs/Maint Equipm	$25,000.00	$13,310.41	**$12,000.00**	Elvtr Blr Roof
E 250-46630-430 Misc. TRY NOT TO U	$0.00	$0.00	**$0.00**	
E 250-46630-700 Transfers (GENERAL)	$10,000.00	$10,000.00	**$10,000.00**	*TO 251-39201
Expenditure Expenditure	$89,000.00	$76,051.41	**$78,000.00**	
251 CCA - CAPITAL				
46630 Community Dev - LOC 07				
R 251-46630-36210 Interest Earnings	$0.00	$434.60	**$0.00**	
R 251-46630-39201 Transfer In 700/39	$10,000.00	$10,000.00	**$10,100.00**	*FROM 250-700
Revenue Revenue	$10,000.00	$10,434.60	**$10,100.00**	
E 251-46630-500 Cap. Outlay-GENERA	$0.00	$0.00	**$0.00**	
Expenditure Expenditure	$0.00	$0.00	**$0.00**	
303 2022A Wtr82% SS (StrmGF18%343)				
47000 Debt Service (GENERAL)				
R 303-47000-39201 Transfer In 700/39	$0.00	$0.00	**$0.00**	SS Wtr82% (Strm GF18%343)
Revenue Revenue	$0.00	$0.00	**$0.00**	
E 303-47000-611 Bond Interest	$0.00	$0.00	**$0.00**	Smith Schafer Admin Account
E 303-47000-700 Transfers (GENERAL)	$0.00	$0.00	**$0.00**	Smith Schafer Admin Account
Expenditure Expenditure	$0.00	$0.00	**$0.00**	
323 2023A GR&PR |623wtrDS| 1MoRsv				

Account Descr	2024 Budget	2024 YTD Amt	**2025 Budget**	Comment
47000 Debt Service (GENERAL)				
R 323-47000-31010 Levied Property Ta	$190,000.00	$185,342.44	**$46,101.00**	*RDCD ~158,000 423 CF *(199,101 Schld L
R 323-47000-36210 Interest Earnings	$0.00	$993.48	**$400.00**	
R 323-47000-39201 Transfer In 700/39	$34,440.00	$34,440.00	**$189,920.00**	*31,920 601-767 Wtr 95% 158,000 423 CF
R 323-47000-39310 Proceeds- Bond	$0.00	$0.00	**$0.00**	
Revenue Revenue	$224,440.00	$220,775.92	**$236,421.00**	
E 323-47000-310 Other Professional Se	$0.00	$600.00	**$300.00**	
E 323-47000-601 Debt Srv Bond Princip	$15,000.00	$15,000.00	**$145,000.00**	
E 323-47000-611 Bond Interest	$48,644.00	$92,344.45	**$84,500.00**	
E 323-47000-620 Bond Fees-FsclAgnt|I	$0.00	$495.00	**$495.00**	
Expenditure Expenditure	$63,644.00	$108,439.45	**$230,295.00**	
332 2012A-WATER TOWER GO REF 2008A				
47000 Debt Service (GENERAL)				
R 332-47000-31010 Levied Property Ta	$0.00	$12.24	**$0.00**	Original Sched - Reduced by Tax Abatement
R 332-47000-31060 Tax Abatements	$42,469.00	$42,469.00	**$38,882.00**	2025 CPS 15,292 (not14,114) FC 23,590 (not
R 332-47000-36210 Interest Earnings	$0.00	$1,537.22	**$0.00**	
R 332-47000-39201 Transfer In 700/39	$82,000.00	$82,000.00	**$86,000.00**	*FROM 601-716
R 332-47000-39310 Proceeds- Bond	$0.00	$0.00	**$0.00**	
Revenue Revenue	$124,469.00	$126,018.46	**$124,882.00**	
E 332-47000-310 Other Professional Se	$0.00	$600.00	**$0.00**	
E 332-47000-601 Debt Srv Bond Princip	$150,000.00	$150,000.00	**$130,000.00**	
E 332-47000-611 Bond Interest	$11,935.00	$11,935.00	**$8,618.00**	5,105 +3,513 (2025)
E 332-47000-620 Bond Fees-FsclAgnt|I	$495.00	$495.00	**$495.00**	
Expenditure Expenditure	$162,430.00	$163,030.00	**$139,113.00**	
333 2016A SS REF2010A|SWR 80%of335				
47000 Debt Service (GENERAL)				
R 333-47000-36210 Interest Earnings	$0.00	$0.00	**$0.00**	Smith Schafer Admin Account
R 333-47000-39201 Transfer In 700/39	$0.00	$0.00	**$0.00**	Smith Schafer Admin Account
Revenue Revenue	$0.00	$0.00	**$0.00**	
E 333-47000-611 Bond Interest	$0.00	$0.00	**$0.00**	Smith Schafer Admin Account
E 333-47000-700 Transfers (GENERAL)	$0.00	$0.00	**$0.00**	Smith Schafer Admin Account
Expenditure Expenditure	$0.00	$0.00	**$0.00**	
334 2014A TWFRD|BNCH STRT/UTLTY				
47000 Debt Service (GENERAL)				
R 334-47000-31010 Levied Property Ta	$42,000.00	$40,997.17	**$0.00**	2025=$0 (2024 Final)
R 334-47000-36100 Special Assessmen	$2,500.00	$2,440.08	**$0.00**	2025 =$0 (2024 125.40 X 20 Final)
R 334-47000-36210 Interest Earnings	$0.00	$2,573.17	**$0.00**	
R 334-47000-39201 Transfer In 700/39	$26,000.00	$26,000.00	**$0.00**	*FROM 601-717 $0, & 602-717 $0-2025
R 334-47000-39310 Proceeds- Bond	$0.00	$0.00	**$0.00**	
Revenue Revenue	$70,500.00	$72,010.42	**$0.00**	
E 334-47000-310 Other Professional Se	$0.00	$600.00	**$0.00**	
E 334-47000-601 Debt Srv Bond Princip	$185,000.00	$185,000.00	**$190,000.00**	2025 Final Payment
E 334-47000-611 Bond Interest	$6,357.00	$6,356.25	**$2,138.00**	Feb 2025 Final Payment
E 334-47000-620 Bond Fees-FsclAgnt|I	$495.00	$247.50	**$495.00**	
E 334-47000-700 Transfers (GENERAL)	$0.00	$0.00	**$20,000.00**	Close 55%-100, 24% 601, 21% 602
Expenditure Expenditure	$191,852.00	$192,203.75	**$212,633.00**	
335 2016A REF10A&11A|20%GF|1MoRsv				

Account Descr	2024 Budget	2024 YTD Amt	**2025 Budget**	Comment
47000 Debt Service (GENERAL)				
E 335-47000-310 Other Professional Se	$0.00	$600.00	**$0.00**	
E 335-47000-601 Debt Srv Bond Princip	$560,000.00	$560,000.00	**$570,000.00**	
E 335-47000-611 Bond Interest	$49,900.00	$49,900.00	**$38,600.00**	2025 22,150 + 16,450
E 335-47000-620 Bond Fees-FsclAgnt|I	$495.00	$495.00	**$495.00**	
E 335-47000-700 Transfers (GENERAL)	$0.00	$0.00	**$0.00**	
Expenditure Expenditure	$610,395.00	$610,995.00	**$609,095.00**	
47330 DS/THURBER LEVY SUBACCT				
R 335-47330-31010 Levied Property Ta	$102,000.00	$99,542.44	**$95,000.00**	
R 335-47330-36210 Interest Earnings	$0.00	$3,636.61	**$2,000.00**	
R 335-47330-36292 Bond Proceeds	$0.00	$0.00	**$0.00**	
Revenue Revenue	$102,000.00	$103,179.05	**$97,000.00**	
47331 DS/SEWER REV SUBACCT				
R 335-47331-36210 Interest Earnings	$0.00	$0.00	**$0.00**	
R 335-47331-36292 Bond Proceeds	$0.00	$0.00	**$0.00**	
R 335-47331-39201 Transfer In 700/39	$495,000.00	$495,000.00	**$495,000.00**	*FROM 602-750 495,000
Revenue Revenue	$495,000.00	$495,000.00	**$495,000.00**	
336 2016B (WTR) 425K GO REV|337SWR				
47000 Debt Service (GENERAL)				
R 336-47000-36210 Interest Earnings	$0.00	$411.62	**$0.00**	
R 336-47000-36292 Bond Proceeds	$0.00	$0.00	**$0.00**	
R 336-47000-39201 Transfer In 700/39	$48,956.00	$48,956.00	**$49,684.00**	*FROM 601&602-761 24,842 24,842 2025
Revenue Revenue	$48,956.00	$49,367.62	**$49,684.00**	
E 336-47000-310 Other Professional Se	$0.00	$0.00	**$0.00**	
E 336-47000-601 Debt Srv Bond Princip	$44,000.00	$44,000.00	**$45,000.00**	
E 336-47000-611 Bond Interest	$4,577.00	$4,576.50	**$3,319.00**	1,978 +1,342 2025
E 336-47000-620 Bond Fees-FsclAgnt|I	$0.00	$0.00	**$0.00**	
E 336-47000-700 Transfers (GENERAL)	$0.00	$0.00	**$0.00**	
Expenditure Expenditure	$48,577.00	$48,576.50	**$48,319.00**	
337 2016B SS (SWR) 425K GO|336WTR				
47000 Debt Service (GENERAL)				
R 337-47000-39201 Transfer In 700/39	$0.00	$0.00	**$0.00**	SS Admin Account *10/2023 DLTD BDGT
Revenue Revenue	$0.00	$0.00	**$0.00**	
E 337-47000-611 Bond Interest	$0.00	$0.00	**$0.00**	Smith Schafer Admin Account
Expenditure Expenditure	$0.00	$0.00	**$0.00**	
338 2017A (GF)457K GO TX ABT (IND)				
47000 Debt Service (GENERAL)				
R 338-47000-31010 Levied Property Ta	$0.00	$4.60	**$0.00**	Jul 2023 Mod $0
R 338-47000-33404 Small City Assist	$18,000.00	$39,654.00	**$0.00**	2024 Rcpt Direct - Last yr Paying off bond
R 338-47000-36210 Interest Earnings	$0.00	$2,289.51	**$0.00**	
R 338-47000-39201 Transfer In 700/39	$0.00	$0.00	**$0.00**	* From 801-43100-763
Revenue Revenue	$18,000.00	$41,948.11	**$0.00**	
E 338-47000-601 Debt Srv Bond Princip	$47,000.00	$47,000.00	**$0.00**	$0 2025 PayiOff in 2024 FundBlnc + Und or
E 338-47000-611 Bond Interest	$6,370.00	$6,369.75	**$0.00**	$0 2025 PayiOff in 2024 FundBlnc + Und or
Expenditure Expenditure	$53,370.00	$53,369.75	**$0.00**	
339 2017B (WTR) GO UTIL REV (IND)				

Account Descr	2024 Budget	2024 YTD Amt	**2025 Budget**	Comment
47000 Debt Service (GENERAL)				
R 339-47000-36210 Interest Earnings	$0.00	$76.62	**$0.00**	
R 339-47000-39201 Transfer In 700/39	$30,000.00	$30,000.00	**$30,000.00**	601&602-764 15,000 W / 15,000 S 2025
Revenue Revenue	$30,000.00	$30,076.62	**$30,000.00**	
E 339-47000-601 Debt Srv Bond Princip	$30,000.00	$30,000.00	**$30,000.00**	
E 339-47000-700 Transfers (GENERAL)	$0.00	$0.00	**$0.00**	
Expenditure Expenditure	$30,000.00	$30,000.00	**$30,000.00**	
340 2018A GO POOL BOND				
47000 Debt Service (GENERAL)				
R 340-47000-31010 Levied Property Ta	$317,000.00	$309,266.71	**$300,298.00**	
R 340-47000-36210 Interest Earnings	$0.00	$2,446.92	**$2,000.00**	
R 340-47000-36292 Bond Proceeds	$0.00	$0.00	**$0.00**	
R 340-47000-39201 Transfer In 700/39	$0.00	$0.00	**$0.00**	
Revenue Revenue	$317,000.00	$311,713.63	**$302,298.00**	
E 340-47000-310 Other Professional Se	$0.00	$600.00	**$300.00**	DD CONT DISC
E 340-47000-601 Debt Srv Bond Princip	$185,000.00	$185,000.00	**$190,000.00**	
E 340-47000-610 Interest	$114,525.00	$114,525.00	**$108,900.00**	55,875 + 53,025 2025
E 340-47000-620 Bond Fees-FsclAgnt|I	$495.00	$495.00	**$495.00**	
Expenditure Expenditure	$300,020.00	$300,620.00	**$299,695.00**	
341 2017B (SWR) GO UTIL REV (IND)				
47000 Debt Service (GENERAL)				
R 341-47000-39201 Transfer In 700/39	$0.00	$0.00	**$0.00**	SS Admin Account
Revenue Revenue	$0.00	$0.00	**$0.00**	
E 341-47000-611 Bond Interest	$0.00	$0.00	**$0.00**	SS ADMIN ACCT
E 341-47000-700 Transfers (GENERAL)	$0.00	$0.00	**$0.00**	SS ADMIN ACCT
Expenditure Expenditure	$0.00	$0.00	**$0.00**	
342 2019A GO TAX ABTMNT. ST LIGHT				
47000 Debt Service (GENERAL)				
R 342-47000-31060 Tax Abatements	$38,000.00	$37,072.64	**$35,302.00**	$0 2025 - Paying off in 2024
R 342-47000-36210 Interest Earnings	$0.00	$599.39	**$0.00**	
R 342-47000-36292 Bond Proceeds	$0.00	$0.00	**$0.00**	
R 342-47000-39201 Transfer In 700/39	$0.00	$0.00	**$0.00**	
R 342-47000-39550 Refunds | Rebates	$0.00	$0.00	**$0.00**	*US Bank Card Rebate Eliminated 2024
Revenue Revenue	$38,000.00	$37,672.03	**$35,302.00**	
E 342-47000-601 Debt Srv Bond Princip	$32,000.00	$32,000.00	**$33,000.00**	$0 2025 Paying off in 2024
E 342-47000-610 Interest	$3,630.00	$3,630.00	**$2,655.00**	$0 2025 Paying off in 2024
E 342-47000-700 Transfers (GENERAL)	$0.00	$0.00	**$0.00**	Close to GF 2024 100-41000-39201
Expenditure Expenditure	$35,630.00	$35,630.00	**$35,655.00**	
343 2022A StrmGF 18% (wtr82%303)				
47000 Debt Service (GENERAL)				
R 343-47000-31010 Levied Property Ta	$0.00	$0.00	**$18,022.00**	Levy Direct rather than xfer from 801
R 343-47000-36210 Interest Earnings	$0.00	$569.37	**$0.00**	
R 343-47000-39201 Transfer In 700/39	$103,303.00	$103,303.00	**$80,387.00**	*FROM 601-765 80,387
Revenue Revenue	$103,303.00	$103,872.37	**$98,409.00**	
E 343-47000-601 Debt Srv Bond Princip	$52,000.00	$52,000.00	**$54,000.00**	F&M COMMUNITY BANK
E 343-47000-611 Bond Interest	$45,216.00	$45,216.00	**$43,520.00**	F&M COMMUNITY BANK
E 343-47000-700 Transfers (GENERAL)	$0.00	$0.00	**$0.00**	

Account Descr	2024 Budget	2024 YTD Amt	**2025 Budget**	Comment
Expenditure Expenditure	$97,216.00	$97,216.00	**$97,520.00**	
344 2022B TXGO CIP PWFAC				
47000 Debt Service (GENERAL)				
R 344-47000-31010 Levied Property Ta	$0.00	$0.00	**$68,828.00**	
R 344-47000-36210 Interest Earnings	$0.00	$722.32	**$1,000.00**	
R 344-47000-39201 Transfer In 700/39	$0.00	$0.00	**$0.00**	*FROM 100-41000-766 $0 See 2024 TTR.doc
Revenue Revenue	$0.00	$722.32	**$69,828.00**	
E 344-47000-310 Other Professional Se	$0.00	$0.00	**$0.00**	
E 344-47000-601 Debt Srv Bond Princip	$0.00	$0.00	**$0.00**	
E 344-47000-611 Bond Interest	$45,000.00	$45,000.00	**$45,000.00**	2025 22,500 +22,500
E 344-47000-620 Bond Fees-FsclAgnt|I	$0.00	$0.00	**$0.00**	
Expenditure Expenditure	$45,000.00	$45,000.00	**$45,000.00**	
355 TIF DIST 2-7 GJERE ADDITION				
46615 Gjere TIF				
R 355-46615-31050 Tax Increments	$30,000.00	$0.00	**$30,000.00**	
R 355-46615-36210 Interest Earnings	$0.00	-$20.63	**$0.00**	
R 355-46615-39560 Reimbursement	$0.00	$0.00	**$0.00**	
Revenue Revenue	$30,000.00	-$20.63	**$30,000.00**	
E 355-46615-310 Other Professional Se	$0.00	$0.00	**$0.00**	
E 355-46615-323 Administration Expen	$0.00	$200.00	**$3,000.00**	
E 355-46615-324 Reimbursement	$27,000.00	$0.00	**$27,000.00**	
Expenditure Expenditure	$27,000.00	$200.00	**$30,000.00**	
356 TIF DIST 3-6 GRNDST APT RDV				
46600 TIF District-FC				
R 356-46600-31050 Tax Increments	$0.00	$0.00	**$30,000.00**	New
R 356-46600-36210 Interest Earnings	$0.00	$2.04	**$0.00**	New
R 356-46600-39560 Reimbursement	$0.00	$0.00	**$0.00**	New
Revenue Revenue	$0.00	$2.04	**$30,000.00**	
E 356-46600-310 Other Professional Se	$0.00	$0.00	**$0.00**	New
E 356-46600-323 Administration Expen	$0.00	$0.00	**$3,000.00**	New
E 356-46600-324 Reimbursement	$0.00	$0.00	**$27,000.00**	New
Expenditure Expenditure	$0.00	$0.00	**$30,000.00**	
358 TIF DIST 2-5 FAMILY DLLR | 242				
46618 Family Dollar TIF				
R 358-46618-31050 Tax Increments	$15,000.00	$16,817.98	**$15,000.00**	Twiford Street Redevelopment
R 358-46618-36210 Interest Earnings	-$2,500.00	-$4,886.91	**-$2,500.00**	Twiford Street Redevelopment
Revenue Revenue	$12,500.00	$11,931.07	**$12,500.00**	
E 358-46618-310 Other Professional Se	$0.00	$0.00	**$0.00**	
E 358-46618-323 Administration Expen	$200.00	$200.00	**$200.00**	OC Annual Fee - Twiford Street Redev.
E 358-46618-324 Reimbursement	$13,500.00	$0.00	**$13,500.00**	90% Twiford Street Redevelopment
Expenditure Expenditure	$13,700.00	$200.00	**$13,700.00**	
359 TIF DIST 2-6 CABIN COFFEE REDE				
46619 Cabin Coffee TIF				
R 359-46619-31050 Tax Increments	$7,500.00	$13,123.39	**$11,000.00**	
R 359-46619-36210 Interest Earnings	$5.00	$12.33	**$20.00**	
Revenue Revenue	$7,505.00	$13,135.72	**$11,020.00**	

Account Descr		2024 Budget	2024 YTD Amt	**2025 Budget**	Comment
E 359-46619-323	Administration Expen	$750.00	$1,312.34	**$750.00**	
E 359-46619-324	Reimbursement	$6,750.00	$11,811.05	**$9,900.00**	
Expenditure Expenditure		$7,500.00	$13,123.39	**$10,650.00**	
360 REV LOAN FUND - FED/ORIG					
46620 Revolving Loan Fund					
R 360-46620-33400	State Grants and A	$0.00	$0.00	**$0.00**	
R 360-46620-36210	Interest Earnings	$4,566.00	$6,416.17	**$3,683.00**	BIG, BW, DNTL, CC, EZ I, JOY
R 360-46620-36240	Principal Payment	$31,445.00	$76,288.12	**$32,773.00**	BIG, BW, DNTL, CC, EZ I, JOY
R 360-46620-39560	Reimbursement	$0.00	$0.00	**$0.00**	
Revenue Revenue		$36,011.00	$82,704.29	**$36,456.00**	
E 360-46620-308	Loan Dispersment	$0.00	$107,600.00	**$0.00**	
E 360-46620-310	Other Professional Se	$0.00	$46.00	**$0.00**	
E 360-46620-431	Cash Short	$0.00	$0.20	**$0.00**	
Expenditure Expenditure		$0.00	$107,646.20	**$0.00**	
361 REV LOAN FUND - STATE					
46620 Revolving Loan Fund					
R 361-46620-33400	State Grants and A	$0.00	$0.00	**$0.00**	
R 361-46620-36210	Interest Earnings	$2,524.00	$3,073.69	**$2,132.00**	EZ II III IV Fab State
R 361-46620-36240	Principal Payment	$38,310.00	$269,222.42	**$38,702.00**	EZ II III IV Fab State
Revenue Revenue		$40,834.00	$272,296.11	**$40,834.00**	
E 361-46620-308	Loan Dispersment	$0.00	$0.00	**$0.00**	
E 361-46620-600	Debt Srv Principal (G	$30,648.00	$223,670.38	**$30,494.00**	EZ Fab II & IV
E 361-46620-610	Interest	$2,019.00	$2,026.43	**$1,795.00**	EZ Fab II & IV
Expenditure Expenditure		$32,667.00	$225,696.81	**$32,289.00**	
403 2022A Wtr82% SS (StrmGF18%443)					
43200 Construction Fund					
R 403-43200-39201	Transfer In 700/39	$0.00	$0.00	**$0.00**	
Revenue Revenue		$0.00	$0.00	**$0.00**	
423 2023A PRSPCT&GRAND ST PROJ					
43200 Construction Fund					
R 423-43200-36210	Interest Earnings	$0.00	$6,027.16	**$0.00**	Should be complete in 2024
R 423-43200-36292	Bond Proceeds	$0.00	$0.00	**$0.00**	Should be complete in 2024
R 423-43200-39201	Transfer In 700/39	$0.00	$0.00	**$0.00**	Should be complete in 2024
Revenue Revenue		$0.00	$6,027.16	**$0.00**	
E 423-43200-310	Other Professional Se	$0.00	$0.00	**$0.00**	Should be complete in 2024
E 423-43200-500	Cap. Outlay-GENERA	$0.00	$203,952.18	**$0.00**	Should be complete in 2024
E 423-43200-503	Cap. Proj-Engineering	$0.00	$8,571.03	**$0.00**	Should be complete in 2024
E 423-43200-700	Transfers (GENERAL)	$0.00	$0.00	**$158,000.00**	Estimated balance to Transfer to 323 DS
Expenditure Expenditure		$0.00	$212,523.21	**$158,000.00**	
443 2022A StrmGF 18% (wtr82%403)					
43200 Construction Fund					
R 443-43200-36210	Interest Earnings	$0.00	$4,703.22	**$0.00**	Should be complete 2024
R 443-43200-36292	Bond Proceeds	$0.00	$0.00	**$0.00**	Should be complete 2024
R 443-43200-39201	Transfer In 700/39	$0.00	$0.00	**$0.00**	Should be complete 2024
Revenue Revenue		$0.00	$4,703.22	**$0.00**	
E 443-43200-310	Other Professional Se	$0.00	$363.45	**$0.00**	Should be complete 2024

Account Descr		2024 Budget	2024 YTD Amt	**2025 Budget**	Comment
E 443-43200-500	Cap. Outlay-GENERA	$0.00	$301,527.95	**$0.00**	Should be complete 2024
E 443-43200-503	Cap. Proj-Engineering	$0.00	$6,313.25	**$0.00**	Should be complete 2024
E 443-43200-620	Bond Fees-FsclAgnt|I	$0.00	$0.00	**$0.00**	Should be complete 2024
E 443-43200-700	Transfers (GENERAL)	$0.00	$0.00	**$0.00**	Should be complete 2024
Expenditure Expenditure		$0.00	$308,204.65	**$0.00**	
601 WATER FUND					
49400 Water Utilities (GENERAL)					
R 601-49400-33400	State Grants and A	$0.00	$0.00	**$0.00**	
R 601-49400-33414	Insurance Claims	$0.00	$0.00	**$0.00**	
R 601-49400-34000	Charges for Servic	$4,700.00	$4,767.24	**$4,700.00**	Tower Lease
R 601-49400-34301	Administration Fee	$0.00	$2,452.41	**$1,000.00**	*RT CC
R 601-49400-36100	Special Assessmen	$11,000.00	$13,573.54	**$11,000.00**	*Dlqnt Utly - Cnty Sttlmnt
R 601-49400-36103	State Mandated Te	$10,500.00	$9,994.13	**$10,500.00**	
R 601-49400-36201	Sale Of Merchandis	$0.00	$25.00	**$0.00**	
R 601-49400-36210	Interest Earnings	$3,300.00	-$524.94	**$1,000.00**	
R 601-49400-36260	Insurance Dividend	$0.00	$0.00	**$500.00**	*Usually December
R 601-49400-37100	Water Sales	$423,000.00	$430,777.04	**$481,890.00**	5% Increase .0068 usage Base $19.53
R 601-49400-37101	Water Sales / Bulk	$750.00	$1,141.08	**$2,300.00**	
R 601-49400-37160	Water Penalty	$1,500.00	$1,796.94	**$1,500.00**	
R 601-49400-37170	Sales Tax	$2,900.00	$3,443.57	**$3,000.00**	
R 601-49400-37171	OC Transit Tax	$50.00	$65.62	**$60.00**	
R 601-49400-37172	FC Transit Tax	$150.00	$180.70	**$175.00**	
R 601-49400-37250	Connection (Ind)	$8,000.00	$1,600.00	**$0.00**	5 Homes-2024
R 601-49400-37251	Access (Dev) Char	$5,500.00	$0.00	**$5,500.00**	
R 601-49400-39201	Transfer In 700/39	$0.00	$0.00	**$4,800.00**	*24% of 334-39201 Close 2014A
R 601-49400-39550	Refunds | Rebates	$1,000.00	$0.61	**$1.00**	*HomeServe
R 601-49400-39560	Reimbursement	$0.00	$0.00	**$0.00**	
R 601-49400-90000	UNDISTRIBUTED	$0.00	$134.08	**$0.00**	UB Overpayments
Revenue Revenue		$472,350.00	$469,427.02	**$527,926.00**	
E 601-49400-101	Full-Time Employees	$79,541.00	$82,601.33	**$82,750.00**	Sal WP + add OT 2025 1/3 LC 3,185
E 601-49400-121	PERA	$5,965.58	$6,195.10	**$6,206.00**	*FT*0.075
E 601-49400-122	FICA	$4,931.54	$4,987.00	**$5,131.00**	*FT*0.062
E 601-49400-125	Medicare	$1,153.34	$1,166.32	**$1,200.00**	*FT*0.0145
E 601-49400-131	Employer Paid Health	$6,900.00	$7,361.93	**$7,200.00**	
E 601-49400-134	Employer Paid Life	$30.00	$29.44	**$36.00**	
E 601-49400-136	Employer Paid H.S.A.	$3,000.00	$2,875.00	**$3,000.00**	
E 601-49400-151	Worker s Comp Insur	$3,000.00	$3,283.42	**$3,604.00**	
E 601-49400-152	Clothing	$700.00	$731.23	**$725.00**	
E 601-49400-200	Office Supplies (GENE	$0.00	$0.00	**$0.00**	
E 601-49400-208	Training and Instructi	$250.00	$275.00	**$300.00**	
E 601-49400-210	Operating Expenses	$5,500.00	$6,555.31	**$6,000.00**	
E 601-49400-212	Vehicle Operating Su	$1,900.00	$1,669.57	**$2,000.00**	
E 601-49400-240	Small Tools and Mino	$2,500.00	$832.57	**$2,500.00**	3,000 + 1,000 50% City Shop Desktop Refres
E 601-49400-301	Auditing and Acctg Se	$6,800.00	$6,875.00	**$7,000.00**	
E 601-49400-303	Engineering Fees	$5,000.00	$0.00	**$5,000.00**	
E 601-49400-309	Conference Expense	$0.00	$352.62	**$500.00**	
E 601-49400-310	Other Professional Se	$4,000.00	$709.25	**$1,000.00**	*GIS/Krtrra/Gphr TO 433
E 601-49400-321	Telephone	$2,500.00	$2,332.41	**$2,500.00**	Cell, Office Phones Allocation
E 601-49400-322	Postage	$1,500.00	$1,734.51	**$2,000.00**	
E 601-49400-323	Administration Expen	$2,800.00	$3,587.41	**$3,500.00**	*Online pymnt trnsctn fee alloc
E 601-49400-328	GnrlSrvcsChrg 328/34	$45,226.00	$45,226.00	**$50,200.00**	*To 100-41000-34020 35%

Account Descr		2024 Budget	2024 YTD Amt	**2025 Budget**	Comment
E 601-49400-331	Travel Expenses	$0.00	$0.00	**$0.00**	?OVRBDT last used 2018 *Non-Conference Tr
E 601-49400-350	Print/Binding (GENER	$500.00	$0.00	**$250.00**	*Pblshng Wtr Rprt
E 601-49400-360	Insurance (GENERAL)	$10,580.00	$10,165.45	**$11,850.00**	KW - RP $5,500
E 601-49400-380	Utility Services (GENE	$22,500.00	$21,070.51	**$25,000.00**	
E 601-49400-386	Well Testing Fees	$12,500.00	$11,879.00	**$12,500.00**	MDH / Olmsted Cty
E 601-49400-401	Repairs/Maint Buildin	$1,200.00	$270.88	**$2,000.00**	
E 601-49400-403	Prev. Maint. Agreeme	$5,700.00	$8,975.08	**$10,700.00**	20% MIT-2025 $10,700 BdgMtr MKLM TNK C
E 601-49400-404	Repairs/Maint Equipm	$15,000.00	$10,399.01	**$18,000.00**	*2025 Cpr to 328 $675
E 601-49400-405	Depreciation (GENER	$0.00	$0.00	**$0.00**	
E 601-49400-430	Misc. TRY NOT TO U	$0.00	$0.00	**$0.00**	?LTD 5% $250 Rmvd COW
E 601-49400-433	Dues and Subscriptio	$550.00	$1,796.33	**$3,000.00**	*GIS/Krtrra/Gphr frm 310
E 601-49400-435	Licences, Permits and	$1,300.00	$2,235.43	**$4,000.00**	2025 Banyon 500 + 1 MS 250+ 50%FW LIC
E 601-49400-437	Sales Tax - Purchases	$2,500.00	$3,297.00	**$5,000.00**	
E 601-49400-438	Internet Expenses	$700.00	$1,824.86	**$1,300.00**	
E 601-49400-500	Cap. Outlay-GENERA	$55,002.00	$60,513.12	**$42,952.00**	*Resevoir Inspections
E 601-49400-700	Transfers (GENERAL)	$0.00	$0.00	**$0.00**	*If ndd to cls const. fnds.
E 601-49400-716	TOut-2008A/2012A 7	$82,000.00	$82,000.00	**$86,000.00**	*TO 332-47000-39201 #332 2008A/2012A
E 601-49400-717	TOut-2014A 601&60	$12,000.00	$12,000.00	**$0.00**	*TO 334-47000-39201 $0-2025 Final
E 601-49400-727	TOut-Shrd Tch 727/3	$5,356.00	$5,356.00	**$4,000.00**	*TO 801-49950-39204 20%
E 601-49400-761	TOut-2016B 601&602	$24,478.00	$24,478.00	**$24,842.00**	*TO 336-47000-39201 #336 2016B
E 601-49400-764	TOut-2017B 601&602	$15,000.00	$15,000.00	**$15,000.00**	*TO 339-47000-39201 #339 2017B
E 601-49400-765	TOut-2022A 601&801	$84,385.00	$84,385.00	**$80,387.00**	*TO 343-47000-39201 #343 2022A
E 601-49400-767	T.O.-2023A GRND&P	$34,440.00	$34,440.00	**$31,920.00**	*TO 323-39201 #323 2023A
Expenditure Expenditure		$568,888.46	$569,466.09	**$571,053.00**	
602 SEWER FUND					
49450 Sewer (GENERAL)					
R 602-49450-34000	Charges for Servic	$0.00	$262.50	**$300.00**	*Swr Vac Truck
R 602-49450-34301	Administration Fee	$0.00	$6,408.67	**$5,000.00**	*RT CC
R 602-49450-36100	Special Assessmen	$32,000.00	$32,814.73	**$32,000.00**	*Dlqnt Utly - Cnty Sttlmnt
R 602-49450-36210	Interest Earnings	$10,000.00	$7,783.07	**$10,000.00**	
R 602-49450-36260	Insurance Dividend	$2,000.00	$0.00	**$1,500.00**	*Usually December
R 602-49450-37200	Sewer Sales	$950,000.00	$917,232.79	**$961,212.00**	3% Incr .0107 usage $50.01 Base
R 602-49450-37201	Debt Service Fee	$154.00	$0.00	**$0.00**	
R 602-49450-37202	Infiltration Fee	$0.00	$0.00	**$0.00**	
R 602-49450-37250	Connection (Ind)	$15,600.00	$2,600.00	**$0.00**	2025 Waive Fee Incentive
R 602-49450-37251	Access (Dev) Char	$0.00	$0.00	**$5,000.00**	
R 602-49450-37260	Swr Penalty	$5,000.00	$4,063.77	**$5,000.00**	
R 602-49450-39101	Sales of General Fi	$0.00	$50,970.00	**$0.00**	
R 602-49450-39102	Compens-Gain/Los	$0.00	$0.00	**$0.00**	
R 602-49450-39201	Transfer In 700/39	$0.00	$0.00	**$4,200.00**	*21% of 334-39201 Close 2014A
R 602-49450-39550	Refunds | Rebates	$1,000.00	$0.00	**$1.00**	*HomeServe
Revenue Revenue		$1,015,754.00	$1,022,135.53	**$1,024,213.00**	
E 602-49450-101	Full-Time Employees	$150,588.00	$152,486.86	**$160,800.00**	*Salary WP + add OT 2025 1/3 LC 4,900
E 602-49450-121	PERA	$11,294.10	$11,436.52	**$12,060.00**	*FT*0.075
E 602-49450-122	FICA	$9,336.46	$9,211.14	**$9,970.00**	*FT*0.062
E 602-49450-125	Medicare	$2,183.53	$2,154.22	**$2,332.00**	*FT*0.0145
E 602-49450-131	Employer Paid Health	$16,000.00	$17,240.97	**$17,000.00**	
E 602-49450-134	Employer Paid Life	$60.00	$58.88	**$80.00**	
E 602-49450-136	Employer Paid H.S.A.	$6,000.00	$5,750.00	**$6,000.00**	
E 602-49450-151	Worker s Comp Insur	$6,500.00	$7,294.40	**$7,808.00**	2024 Bdgt x 1.05 Rate x 1.04 Slry x 1.10 exp
E 602-49450-152	Clothing	$1,400.00	$1,024.92	**$1,450.00**	

Account Descr		2024 Budget	2024 YTD Amt	**2025 Budget**	Comment
E 602-49450-200	Office Supplies (GENE	$250.00	$7.13	**$100.00**	
E 602-49450-208	Training and Instructi	$1,750.00	$1,272.46	**$1,750.00**	
E 602-49450-210	Operating Expenses	$5,000.00	$3,042.72	**$4,000.00**	
E 602-49450-212	Vehicle Operating Su	$2,000.00	$1,584.52	**$2,000.00**	
E 602-49450-216	Lab Supplies	$1,000.00	$122.43	**$1,000.00**	
E 602-49450-217	Testing	$8,500.00	$12,630.55	**$10,000.00**	
E 602-49450-240	Small Tools and Mino	$5,000.00	$653.84	**$3,000.00**	
E 602-49450-301	Auditing and Acctg Se	$6,500.00	$6,875.00	**$7,000.00**	
E 602-49450-303	Engineering Fees	$5,000.00	$2,755.00	**$5,000.00**	
E 602-49450-310	Other Professional Se	$2,400.00	$195.26	**$1,000.00**	*GIS/Krtrra/Gphr TO 433
E 602-49450-321	Telephone	$2,400.00	$1,686.73	**$2,000.00**	
E 602-49450-322	Postage	$4,250.00	$4,227.92	**$4,500.00**	
E 602-49450-323	Administration Expen	$10,500.00	$9,244.19	**$11,000.00**	*Online pymnt trnsctn fee alloc
E 602-49450-328	GnrlSrvcsChrg 328/34	$45,226.00	$45,226.00	**$50,200.00**	*TO 100-41000-34020 35%
E 602-49450-331	Travel Expenses	$300.00	$0.00	**$300.00**	*Non-Conference Travel
E 602-49450-350	Print/Binding (GENER	$200.00	$0.00	**$200.00**	
E 602-49450-360	Insurance (GENERAL)	$21,000.00	$21,433.15	**$24,700.00**	LMCIT Memo 05/23 - WP
E 602-49450-380	Utility Services (GENE	$60,000.00	$45,574.27	**$60,000.00**	
E 602-49450-384	Refuse/Garbage Disp	$2,000.00	$1,197.73	**$2,000.00**	
E 602-49450-400	Sewer Main Camera	$2,000.00	$0.00	**$12,000.00**	Contractor - Line Camera & Clean
E 602-49450-401	Repairs/Maint Buildin	$4,000.00	$987.26	**$4,000.00**	
E 602-49450-403	Prev. Maint. Agreeme	$12,000.00	$9,888.40	**$17,100.00**	20% *MIT $10,700 BdgrMtr
E 602-49450-404	Repairs/Maint Equipm	$30,000.00	$48,186.34	**$30,000.00**	*2025 Cpr to 328 $675
E 602-49450-405	Depreciation (GENER	$0.00	$0.00	**$0.00**	*Audit - GASB Line Item
E 602-49450-407	Rep/Maint Manholes	$8,000.00	$0.00	**$15,000.00**	
E 602-49450-430	Misc. TRY NOT TO U	$500.00	$0.00	**$0.00**	?LTD 9% $450 Rmvd COW
E 602-49450-433	Dues and Subscriptio	$600.00	$1,796.34	**$5,000.00**	*GIS/Krtrra/Gphr frm 310
E 602-49450-435	Licences, Permits and	$3,500.00	$2,809.80	**$3,500.00**	2025 Banyon 500 + 2 MS 500 $2,293 + MRK
E 602-49450-438	Internet Expenses	$2,500.00	$2,553.51	**$2,500.00**	
E 602-49450-500	Cap. Outlay-GENERA	$1,750.00	$221,371.14	**$19,309.00**	
E 602-49450-700	Transfers (GENERAL)	$0.00	$0.00	**$0.00**	*For future xfer back to GF (Beg 2028)
E 602-49450-711	Tout-Rsrv 711/801-4	$5,000.00	$5,000.00	**$0.00**	*TO 801-43100-39221 STREET EQUIP
E 602-49450-717	TOut-2014A 601&60	$14,000.00	$14,000.00	**$0.00**	*TO 334-47000-39201 $0-2025 Final
E 602-49450-727	TOut-Shrd Tch 727/3	$5,356.00	$5,356.00	**$4,000.00**	*TO 801-49950-39204 20%
E 602-49450-750	TOut-2016A 100-410	$495,000.00	$495,000.00	**$495,000.00**	*TO 335-47331-39201 #335 2016A
E 602-49450-757	TOut-SwrBU 757/622	$1,000.00	$1,000.00	**$1,000.00**	*TO 622-49450-39201
E 602-49450-761	TOut-2016B 601&602	$24,478.00	$24,478.00	**$24,842.00**	*TO 336-47000-39201 #336 2016B
E 602-49450-764	TOut-2017B 601&602	$15,000.00	$15,000.00	**$15,000.00**	*TO 339-47000-39201#339 2017B
Expenditure Expenditure		$1,011,322.08	$1,211,813.60	**$1,055,501.00**	
603 REFUSE (GARBAGE) FUND					
49500 Refuse/Garbage (GENERAL)					
R 603-49500-34301	Administration Fee	$0.00	$2,175.77	**$1,500.00**	*RT CC
R 603-49500-36100	Special Assessmen	$10,000.00	$11,187.44	**$10,000.00**	
R 603-49500-36210	Interest Earnings	$800.00	$524.79	**$600.00**	
R 603-49500-37300	Refuse Charges	$165,000.00	$151,771.96	**$170,000.00**	
R 603-49500-37310	Recycling Charge	$80,000.00	$98,776.82	**$85,000.00**	
R 603-49500-37360	Penalties	$1,200.00	$981.44	**$1,000.00**	
R 603-49500-37370	Sales Tax	$13,000.00	$12,494.48	**$13,500.00**	
R 603-49500-39550	Refunds | Rebates	$0.00	$0.00	**$0.00**	*US Bank Card Rebate Eliminated 2024
Revenue Revenue		$270,000.00	$277,912.70	**$281,600.00**	
E 603-49500-210	Operating Expenses	$500.00	$524.88	**$500.00**	

Account Descr		2024 Budget	2024 YTD Amt	**2025 Budget**	Comment
E 603-49500-240	Small Tools and Mino	$275.00	$0.00	**$0.00**	
E 603-49500-322	Postage	$1,500.00	$1,407.47	**$1,500.00**	
E 603-49500-323	Administration Expen	$2,500.00	$3,106.46	**$3,500.00**	*Online pymnt trnsctn fee alloc
E 603-49500-325	Community Clean Up	$17,000.00	$14,869.67	**$17,000.00**	Household Haz Waste 3,000
E 603-49500-328	GnrlSrvcsChrg 328/34	$26,340.00	$26,340.00	**$29,300.00**	*TO 100-41000-34020 20%
E 603-49500-384	Refuse/Garbage Disp	$200,000.00	$204,101.20	**$235,000.00**	Includes $25,000 recycling
E 603-49500-403	Prev. Maint. Agreeme	$5,216.00	$4,836.35	**$8,100.00**	15% *MIT-2025 ,100
E 603-49500-404	Repairs/Maint Equipm	$1,300.00	$177.02	**$800.00**	*2025 Cpr to 328 $675
E 603-49500-430	Misc. TRY NOT TO U	$0.00	$0.00	**$0.00**	
E 603-49500-435	Licences, Permits and	$315.00	$280.00	**$300.00**	Banyon 300 2025
E 603-49500-436	Sales Tax	$13,000.00	$11,160.00	**$14,500.00**	*MN Rev - Res Grbg Tax
E 603-49500-727	TOut-Shrd Tch 727/3	$5,356.00	$5,356.00	**$3,000.00**	*TO 801-49950-39204 15%
Expenditure Expenditure		$273,302.00	$272,159.05	**$313,500.00**	
614 CABLE ACCESS - OPERATIONS FUND					
49840 Cable TV (GENERAL) - LOC 09					
R 614-49840-31010	Levied Property Ta	$0.00	$0.00	**$17,000.00**	*2025 Levy Direct $0 ~85,000 Fund Balance
R 614-49840-31915	Franchise Fees	$27,500.00	$16,383.30	**$25,000.00**	
R 614-49840-33120	Sponsorship Fees	$12,000.00	$1,500.00	**$5,000.00**	*Fall Campaign
R 614-49840-34301	Administration Fee	$0.00	$0.00	**$0.00**	*RT CC
R 614-49840-36201	Sale Of Merchandis	$250.00	$504.97	**$0.00**	DVDS @ $7
R 614-49840-36210	Interest Earnings	$0.00	$1,384.18	**$500.00**	
R 614-49840-36230	Donations	$15,600.00	$15,000.00	**$0.00**	*School Contrib. Streaming | Elmntd 2025
R 614-49840-36260	Insurance Dividend	$0.00	$0.00	**$0.00**	*Usually December
R 614-49840-37370	Sales Tax	$0.00	$35.03	**$0.00**	*Sale of Merch Sales Tax
R 614-49840-39201	Transfer In 700/39	$15,600.00	$15,600.00	**$0.00**	*2025 Direct Levy*FROM 100-41000-762 GF
Revenue Revenue		$70,950.00	$50,407.48	**$47,500.00**	
E 614-49840-151	Worker s Comp Insur	$7,200.00	$0.00	**$8,649.00**	2024 Bdgt x 1.05 Rate x 1.04 Slry x 1.10 exp
E 614-49840-205	Service Incentives/Re	$250.00	$147.00	**$3,000.00**	Volunteer Clothing, Dinner
E 614-49840-210	Operating Expenses	$500.00	$23.94	**$500.00**	Wiring, Cable, DVDs, Tapes
E 614-49840-212	Vehicle Operating Su	$500.00	$150.00	**$0.00**	CCTV Van Sold
E 614-49840-240	Small Tools and Mino	$1,400.00	$3,531.57	**$4,000.00**	Decks, DVD Recorders, Headsets
E 614-49840-300	Promotional Expense	$0.00	$0.00	**$0.00**	
E 614-49840-302	Contracted Help	$45,000.00	$41,375.91	**$40,000.00**	
E 614-49840-309	Conference Expense	$350.00	$0.00	**$0.00**	MACTA
E 614-49840-322	Postage	$100.00	$15.00	**$100.00**	DVD Sales, etc.
E 614-49840-323	Administration Expen	$0.00	$0.00	**$10.00**	*Online pymnt trnsctn fee alloc
E 614-49840-328	GnrlSrvcsChrg 328/34	$4,000.00	$4,000.00	**$4,450.00**	*TO 100-41000-34020 3%
E 614-49840-331	Travel Expenses	$1,500.00	$2,212.24	**$2,000.00**	*Non-Conference Travel
E 614-49840-350	Print/Binding (GENER	$0.00	$0.00	**$50.00**	*Help Wntd
E 614-49840-360	Insurance (GENERAL)	$200.00	$0.00	**$0.00**	LMCIT Memo 05/23 - WP - Van Sold
E 614-49840-404	Repairs/Maint Equipm	$250.00	$0.00	**$0.00**	
E 614-49840-433	Dues and Subscriptio	$200.00	$0.00	**$200.00**	MACTA, Total Info
E 614-49840-435	Licences, Permits and	$250.00	$0.00	**$50.00**	1 MS O365 Bus Prem? Or use Gmail?
E 614-49840-437	Sales Tax - Purchases	$0.00	$37.00	**$50.00**	*MN Rev Sale of Merch
E 614-49840-711	Tout-Rsrv 711/801-4	$6,000.00	$6,000.00	**$6,000.00**	*TO 615-49840-39201
E 614-49840-727	TOut-Shrd Tch 727/3	$433.00	$433.00	**$0.00**	*TO 801-49950-39204 0%
Expenditure Expenditure		$68,133.00	$57,925.66	**$69,059.00**	
615 CABLE ACCESS - CAPITAL FUND					
49840 Cable TV (GENERAL) - LOC 09					
R 615-49840-36210	Interest Earnings	$100.00	$355.09	**$0.00**	

Account Descr	2024 Budget	2024 YTD Amt	**2025 Budget**	Comment
R 615-49840-39101 Sales of General Fi	$0.00	$0.00	**$0.00**	
R 615-49840-39201 Transfer In 700/39	$6,000.00	$6,000.00	**$6,000.00**	*FROM 614-49840-711
Revenue Revenue	$6,100.00	$6,355.09	**$6,000.00**	
E 615-49840-240 Small Tools and Mino	$5,000.00	$915.08	**$0.00**	
E 615-49840-580 Cap. Outlay-Other Eq	$0.00	$15,000.00	**$0.00**	
Expenditure Expenditure	$5,000.00	$15,915.08	**$0.00**	
622 SEWER - NO FAULT BACK				
49450 Sewer (GENERAL)				
R 622-49450-36210 Interest Earnings	$200.00	$265.73	**$0.00**	
R 622-49450-39201 Transfer In 700/39	$1,000.00	$1,000.00	**$1,000.00**	*FROM 602-49450-757
Revenue Revenue	$1,200.00	$1,265.73	**$1,000.00**	
E 622-49450-364 Claims Deductible	$0.00	$0.00	**$0.00**	
E 622-49450-404 Repairs/Maint Equipm	$0.00	$0.00	**$0.00**	
E 622-49450-700 Transfers (GENERAL)	$0.00	$0.00	**$0.00**	
Expenditure Expenditure	$0.00	$0.00	**$0.00**	
623 2023A GRND&PRSPCTwtrDS|323gov				
47000 Debt Service (GENERAL)				
R 623-47000-39201 Transfer In 700/39	$0.00	$0.00	**$0.00**	
Revenue Revenue	$0.00	$0.00	**$0.00**	
E 623-47000-310 Other Professional Se	$0.00	$0.00	**$0.00**	
E 623-47000-611 Bond Interest	$0.00	$0.00	**$0.00**	
E 623-47000-700 Transfers (GENERAL)	$0.00	$0.00	**$0.00**	
Expenditure Expenditure	$0.00	$0.00	**$0.00**	
801 CAPITAL GOODS FUND				
41000 General Revenue				
E 801-41000-700 Transfers (GENERAL)	$0.00	$0.00	**$0.00**	
Expenditure Expenditure	$0.00	$0.00	**$0.00**	
41100 Legislative				
R 801-41100-36210 Interest Earnings	$0.00	$3,052.53	**$0.00**	
R 801-41100-36280 Pass Through Acco	$0.00	$200,000.00	**$0.00**	
R 801-41100-39101 Sales of General Fi	$0.00	$6,700.00	**$0.00**	
R 801-41100-39201 Transfer In 700/39	$0.00	$267,299.00	**$0.00**	
Revenue Revenue	$0.00	$477,051.53	**$0.00**	
E 801-41100-405 Depreciation (GENER	$0.00	$0.00	**$0.00**	
E 801-41100-457 Property Tax	$0.00	$224.00	**$0.00**	
E 801-41100-500 Cap. Outlay-GENERA	$0.00	$189,031.00	**$0.00**	
E 801-41100-700 Transfers (GENERAL)	$0.00	$0.00	**$0.00**	
E 801-41100-763 TOut-2017AEntDr 80	$0.00	$0.00	**$0.00**	*Use 801-43100-763
E 801-41100-810 Refund | Rebate	$0.00	$15,000.00	**$0.00**	
E 801-41100-811 Pass Through Accoun	$0.00	$200,000.00	**$0.00**	
Expenditure Expenditure	$0.00	$404,255.00	**$0.00**	
41200 Historical Society				
R 801-41200-34030 Cpt GdsRvn 450/3	$900.00	$900.00	**$0.00**	*FROM 100-41200-450 $900
R 801-41200-36210 Interest Earnings	$0.00	$416.40	**$0.00**	
Revenue Revenue	$900.00	$1,316.40	**$0.00**	
E 801-41200-240 Small Tools and Mino	$0.00	$0.00	**$0.00**	
E 801-41200-404 Repairs/Maint Equipm	$0.00	$0.00	**$0.00**	

Account Descr	2024 Budget	2024 YTD Amt	**2025 Budget**	Comment
Expenditure Expenditure	$0.00	$0.00	**$0.00**	
41430 Senior Citizens				
E 801-41430-700 Transfers (GENERAL)	$0.00	$0.00	**$0.00**	
Expenditure Expenditure	$0.00	$0.00	**$0.00**	
41500 City Clerk				
R 801-41500-36201 Sale Of Merchandis	$0.00	$0.00	**$0.00**	
R 801-41500-36210 Interest Earnings	$0.00	$571.57	**$0.00**	
R 801-41500-39101 Sales of General Fi	$0.00	$8,689.49	**$0.00**	
R 801-41500-39201 Transfer In 700/39	$17,700.00	$17,700.00	**$10,000.00**	CLERK CAPITAL GOODS
Revenue Revenue	$17,700.00	$26,961.06	**$10,000.00**	
E 801-41500-240 Small Tools and Mino	$0.00	$988.79	**$0.00**	
E 801-41500-303 Engineering Fees	$0.00	$8,197.50	**$0.00**	
E 801-41500-500 Cap. Outlay-GENERA	$13,081.00	$8,872.50	**$0.00**	FRNTR SHLVNG CRPT *CP Amnd Feb 2023
Expenditure Expenditure	$13,081.00	$18,058.79	**$0.00**	
41910 Planning and Zoning				
R 801-41910-36210 Interest Earnings	$0.00	$193.96	**$0.00**	
R 801-41910-39201 Transfer In 700/39	$0.00	$0.00	**$0.00**	
Revenue Revenue	$0.00	$193.96	**$0.00**	
E 801-41910-310 Other Professional Se	$0.00	$0.00	**$0.00**	
Expenditure Expenditure	$0.00	$0.00	**$0.00**	
41940 Municipal Building - LOC 02				
R 801-41940-33400 State Grants and A	$0.00	$0.00	**$0.00**	
R 801-41940-36210 Interest Earnings	$0.00	$1,629.11	**$0.00**	
R 801-41940-39201 Transfer In 700/39	$0.00	$0.00	**$0.00**	
R 801-41940-39220 TIn-MnplBldg 730/	$29,500.00	$29,500.00	**$30,220.00**	*FROM 100-41940-730
R 801-41940-39550 Refunds | Rebates	$0.00	$0.00	**$0.00**	*US Bank Card Rebate Eliminated 2024
Revenue Revenue	$29,500.00	$31,129.11	**$30,220.00**	
E 801-41940-404 Repairs/Maint Equipm	$0.00	$0.00	**$0.00**	
E 801-41940-580 Cap. Outlay-Other Eq	$2,500.00	$0.00	**$6,556.00**	Furnace #3 Mayors Office 2024 CIP Plan
E 801-41940-700 Transfers (GENERAL)	$0.00	$30,766.00	**$0.00**	
Expenditure Expenditure	$2,500.00	$30,766.00	**$6,556.00**	
42110 Police Administration				
R 801-42110-36201 Sale Of Merchandis	$0.00	$0.00	**$0.00**	
R 801-42110-36210 Interest Earnings	$0.00	$3,849.55	**$0.00**	
R 801-42110-36230 Donations	$0.00	$0.00	**$0.00**	
R 801-42110-39201 Transfer In 700/39	$0.00	$36,810.00	**$0.00**	
R 801-42110-39206 Tin-Police 729/392	$36,775.00	$36,775.00	**$37,914.00**	*From 100-42110-729
Revenue Revenue	$36,775.00	$77,434.55	**$37,914.00**	
E 801-42110-240 Small Tools and Mino	$6,000.00	$0.00	**$0.00**	2 Desktop Refresh , 1 Squad Laptop Refresh
E 801-42110-580 Cap. Outlay-Other Eq	$62,000.00	$45,943.00	**$10,490.00**	4 AEDS 2025 | 2024 CIP PLAN
Expenditure Expenditure	$68,000.00	$45,943.00	**$10,490.00**	
42500 Civil Defense				
R 801-42500-33414 Insurance Claims	$0.00	$0.00	**$0.00**	2025 Combined with 801SEQ
R 801-42500-36201 Sale Of Merchandis	$0.00	$0.00	**$0.00**	2025 Combined with 801SEQ
R 801-42500-36210 Interest Earnings	$0.00	$291.04	**$0.00**	2025 Combined with 801SEQ
R 801-42500-39226 Tin-CvlDfns 42500-	$2,000.00	$2,000.00	**$0.00**	FROM 100-42500-711 2025 Combined with 8
Revenue Revenue	$2,000.00	$2,291.04	**$0.00**	
E 801-42500-500 Cap. Outlay-GENERA	$0.00	$0.00	**$0.00**	2025 Combined with 801SEQ

Account Descr	2024 Budget	2024 YTD Amt	**2025 Budget**	Comment
E 801-42500-700 Transfers (GENERAL)	$0.00	$31,563.59	**$0.00**	
Expenditure Expenditure	$0.00	$31,563.59	**$0.00**	
43100 Street Maintenance				
R 801-43100-32214 Developers Fees	$0.00	$0.00	**$0.00**	
R 801-43100-33400 State Grants and A	$0.00	$0.00	**$0.00**	
R 801-43100-33404 Small City Assist	$0.00	$0.00	**$58,052.00**	2025 & Beyond | MNDOT State Aid Forecast
R 801-43100-36201 Sale Of Merchandis	$0.00	$0.00	**$0.00**	
R 801-43100-36210 Interest Earnings	$0.00	$6,350.88	**$2,000.00**	
R 801-43100-39102 Compens-Gain/Los	$0.00	$13,310.51	**$0.00**	
R 801-43100-39201 Transfer In 700/39	$0.00	$86,900.00	**$0.00**	*FROM 100-41000-700 PBLC SFTY FNDNG (S
R 801-43100-39213 TIn- Sdwlk 732/39	$25,750.00	$25,750.00	**$27,000.00**	*FROM 100-43100-732
R 801-43100-39214 TIn-Chp Slng 744/	$45,000.00	$45,000.00	**$46,500.00**	*FROM 100-43100-744
R 801-43100-39215 TIn-Strt Ovrly 736/	$30,000.00	$30,000.00	**$31,000.00**	*FROM 100-43100-736
R 801-43100-39221 TIn-VhclsEqp 100&	$79,600.00	$79,600.00	**$97,920.00**	*FR 100-43100-731 67,500+601-711 0 602-
R 801-43100-39227 TIn-Strm Swr 753/	$36,000.00	$36,000.00	**$40,000.00**	*FROM 100-43100-753
R 801-43100-39260 TIn-Signs 760/392	$1,000.00	$1,000.00	**$0.00**	*2025 INACTIVE - R&M *FROM 100-43100-7
R 801-43100-39560 Reimbursement	$0.00	$400.00	**$0.00**	
R 801-43100-39580 Capital Contributio	$0.00	$0.00	**$0.00**	
Revenue Revenue	$217,350.00	$324,311.39	**$302,472.00**	
E 801-43100-240 Small Tools and Mino	$2,000.00	$0.00	**$0.00**	2,000 PW Desktop Refresh
E 801-43100-303 Engineering Fees	$0.00	$18,913.00	**$0.00**	
E 801-43100-310 Other Professional Se	$0.00	$540.00	**$0.00**	
E 801-43100-350 Print/Binding (GENER	$0.00	$0.00	**$0.00**	
E 801-43100-406 Street Maint.	$0.00	$0.00	**$52,000.00**	*2025 Replaces 520 Chipsealing | Crackfilling
E 801-43100-408 Storm Water / Draina	$7,500.00	$37,935.14	**$10,000.00**	
E 801-43100-411 Tree Maintenance	$0.00	$3,200.00	**$0.00**	
E 801-43100-500 Cap. Outlay-GENERA	$0.00	$0.00	**$0.00**	
E 801-43100-510 Cap. Outlay-Sidewalk	$21,000.00	$17,603.67	**$21,000.00**	
E 801-43100-520 Chipsealing-NOTCPTL	$37,000.00	$0.00	**$0.00**	Chip Sealing (old desc: Sealcoating) *USE 40
E 801-43100-530 Cap. Outlay-Str. Overl	$0.00	$51,172.80	**$0.00**	Overlay
E 801-43100-550 Cap. Outlay-Vehicles/	$92,000.00	$40,370.00	**$239,627.00**	2024 CIP FrntEndLdr SnwPshr StrtSwpr ToolC
E 801-43100-596 Cap. Outlay Street Li	$0.00	$0.00	**$0.00**	
E 801-43100-700 Transfers (GENERAL)	$0.00	$8,159.66	**$0.00**	
E 801-43100-763 TOut-2017AEntDr 80	$0.00	$0.00	**$0.00**	NA - Paying off 2017A 338 in 2024
E 801-43100-765 TOut-2022A 601&801	$18,918.00	$18,918.00	**$0.00**	*2025 LEVY DIRECT NO XFER TO 343-47000
Expenditure Expenditure	$178,418.00	$196,812.27	**$322,627.00**	
45124 Swimming Pools - LOC 08				
R 801-45124-34030 Cpt GdsRvn 450/3	$2,500.00	$2,500.00	**$12,500.00**	*FROM 100-45124-450
R 801-45124-36201 Sale Of Merchandis	$0.00	$0.00	**$0.00**	
R 801-45124-36210 Interest Earnings	$0.00	$1,642.69	**$0.00**	
R 801-45124-36230 Donations	$0.00	$0.00	**$0.00**	
Revenue Revenue	$2,500.00	$4,142.69	**$12,500.00**	
E 801-45124-500 Cap. Outlay-GENERA	$4,000.00	$0.00	**$0.00**	2 Tablets / Laptops - (sb 240 Small Tools)
E 801-45124-580 Cap. Outlay-Other Eq	$0.00	$0.00	**$0.00**	
Expenditure Expenditure	$4,000.00	$0.00	**$0.00**	
45200 Parks (GENERAL) - LOC 01/04				
R 801-45200-33400 State Grants and A	$75,000.00	$0.25	**$0.00**	Groen Park Ped Brdge
R 801-45200-36201 Sale Of Merchandis	$0.00	$0.00	**$0.00**	
R 801-45200-36210 Interest Earnings	$0.00	$1,331.56	**$0.00**	
R 801-45200-36230 Donations	$0.00	$24,431.80	**$0.00**	Picnic Tables

Account Descr	2024 Budget	2024 YTD Amt	**2025 Budget**	Comment
R 801-45200-37252 Parkland (Dev) De	$0.00	$0.00	**$0.00**	
R 801-45200-39219 Tin-PrkImp 739/39	$46,350.00	$46,350.00	**$49,131.00**	*FROM 100-45200-739 2024 CIP PLAN
R 801-45200-39560 Reimbursement	$0.00	$472.86	**$0.00**	
Revenue Revenue	$121,350.00	$72,586.47	**$49,131.00**	
E 801-45200-240 Small Tools and Mino	$1,000.00	$2,812.62	**$0.00**	50% City Shop Desktop Refresh
E 801-45200-404 Repairs/Maint Equipm	$0.00	$7,970.00	**$0.00**	
E 801-45200-500 Cap. Outlay-GENERA	$191,000.00	$16,396.70	**$0.00**	Camp Sites $40,000 Rmvd ($25,000 wo dum
E 801-45200-580 Cap. Outlay-Other Eq	$33,000.00	$0.00	**$0.00**	
Expenditure Expenditure	$225,000.00	$27,179.32	**$0.00**	
46323 Hrtg Prsrvtn *2025 240-46630-				
R 801-46323-34030 Cpt GdsRvn 450/3	$3,000.00	$3,000.00	**$0.00**	*From 100-46323-450 *2025 Use 240-4663
R 801-46323-36210 Interest Earnings	$0.00	$263.97	**$0.00**	
Revenue Revenue	$3,000.00	$3,263.97	**$0.00**	
E 801-46323-404 Repairs/Maint Equipm	$0.00	$0.00	**$0.00**	
Expenditure Expenditure	$0.00	$0.00	**$0.00**	
46630 Community Dev - LOC 07				
R 801-46630-36210 Interest Earnings	$0.00	$319.09	**$0.00**	
R 801-46630-36230 Donations	$0.00	$0.00	**$0.00**	
R 801-46630-39201 Transfer In 700/39	$2,100.00	$2,100.00	**$0.00**	*FROM 100-46630-700 Parade Float Mainten
Revenue Revenue	$2,100.00	$2,419.09	**$0.00**	
E 801-46630-404 Repairs/Maint Equipm	$0.00	$0.00	**$0.00**	
Expenditure Expenditure	$0.00	$0.00	**$0.00**	
49950 IT Shared Components				
R 801-49950-33414 Insurance Claims	$0.00	$0.00	**$0.00**	
R 801-49950-36210 Interest Earnings	$0.00	$250.78	**$0.00**	
R 801-49950-36280 Pass Through Acco	$0.00	$0.00	**$0.00**	
R 801-49950-39204 Tin-Shrd Tch 727/	$24,102.00	$24,102.00	**$20,000.00**	*FROM XXX-XXXXX-727
R 801-49950-39550 Refunds | Rebates	$0.00	$0.00	**$0.00**	
Revenue Revenue	$24,102.00	$24,352.78	**$20,000.00**	
E 801-49950-240 Small Tools and Mino	$3,900.00	$7,643.45	**$0.00**	
E 801-49950-413 Equipment Rental / L	$6,200.00	$0.00	**$0.00**	Server Lease
E 801-49950-435 Licences, Permits and	$11,555.00	$13,425.00	**$0.00**	
E 801-49950-500 Cap. Outlay-GENERA	$9,352.00	$4,051.69	**$0.00**	2025 Website on 100-41500-435 $5,000
E 801-49950-811 Pass Through Accoun	$0.00	$0.00	**$0.00**	
Expenditure Expenditure	$31,007.00	$25,120.14	**$0.00**	
49990 Memo Fund				
R 801-49990-36290 Proceeds From Inv	$0.00	$99,286.00	**$0.00**	
Revenue Revenue	$0.00	$99,286.00	**$0.00**	
E 801-49990-802 Maturity of Investme	$0.00	$99,286.00	**$0.00**	
Expenditure Expenditure	$0.00	$99,286.00	**$0.00**	
803 ATV TRAIL				
46636 Community Action Proj - Other				
R 803-46636-33425 DNR Contracts	$15,000.00	$35,960.09	**$0.00**	
Revenue Revenue	$15,000.00	$35,960.09	**$0.00**	
E 803-46636-324 Reimbursement	$15,000.00	$35,960.09	**$0.00**	
Expenditure Expenditure	$15,000.00	$35,960.09	**$0.00**	
805 SE MN TMO				

City of Chatfield
Budget WS Exp/Rev - 12/09/2024 Adopted Budget WS
2025
Active Status Only
December 2024

Account Descr	2024 Budget	2024 YTD Amt	**2025 Budget**	Comment
46636 Community Action Proj - Other				
R 805-46636-36210 Interest Earnings	$20.00	$108.23	**$0.00**	
R 805-46636-36230 Donations	$0.00	$0.00	**$0.00**	
Revenue Revenue	$20.00	$108.23	**$0.00**	
E 805-46636-490 Donations to Civic Or	$0.00	$27,804.10	**$0.00**	
Expenditure Expenditure	$0.00	$27,804.10	**$0.00**	
806 SE MN TMO-II				
46636 Community Action Proj - Other				
R 806-46636-33400 State Grants and A	$0.00	$70,287.17	**$0.00**	
Revenue Revenue	$0.00	$70,287.17	**$0.00**	
E 806-46636-310 Other Professional Se	$0.00	$124,705.59	**$0.00**	
E 806-46636-350 Print/Binding (GENER	$0.00	$96.00	**$0.00**	
Expenditure Expenditure	$0.00	$124,801.59	**$0.00**	
900 MEMO FUND				
49990 Memo Fund				
R 900-49990-36210 Interest Earnings	$0.00	$26,056.35	**$0.00**	
R 900-49990-36280 Pass Through Acco	$0.00	$74.65	**$0.00**	
R 900-49990-36291 Receipt of Investm	$0.00	$0.00	**$0.00**	
R 900-49990-99999 ADMINISTRATIVE	$0.00	$0.00	**$0.00**	
Revenue Revenue	$0.00	$26,131.00	**$0.00**	
E 900-49990-800 Interest Allocation	$0.00	$0.00	**$0.00**	
E 900-49990-801 Purchase Investment	$0.00	$0.00	**$0.00**	
E 900-49990-802 Maturity of Investme	$0.00	$0.00	**$0.00**	
E 900-49990-811 Pass Through Accoun	$0.00	$74.65	**$0.00**	
E 900-49990-999 Adjustment to Reconc	$0.00	$0.00	**$0.00**	
Expenditure Expenditure	$0.00	$74.65	**$0.00**	
920 MARKET VALUE				
49960 Market Value Fund				
R 920-49960-36211 Unrec. Interest / M	$0.00	$0.00	**$0.00**	
R 920-49960-39201 Transfer In 700/39	$0.00	$0.00	**$0.00**	
Revenue Revenue	$0.00	$0.00	**$0.00**	
	$17,271,056.95	$19,603,557.15	**16,732,353.77**	

601 WATER DEPARTMENT						Cos
Item	Year of Acquisition	Useful Life	2024 Cost	2024	2025	2026
Booster Station Pump 1 - Rebuilt	2008	10	$ 2,600	$ 2,600	$ 2,704	$ 2,812
Booster Station Pump 2 - Rebuilt	2008	10	$ 2,600	$ 2,600	$ 2,704	$ 2,812
Booster Station Pump - New	2008	30	$ 15,330	$ 15,330	$ 15,943	$ 16,581
Booster Station Pump - New	2008	30	$ 15,330	$ 15,330	$ 15,943	$ 16,581
Booster Station 1 VFD	2008	8	$ 7,500	$ 7,500	$ 7,800	$ 8,112
Booster Station 2 VFD	2016	8	$ 7,500	$ 7,500	$ 7,800	$ 8,112
Generator - Booster Station	2024	30	$ 134,000	$ 134,000	$ 139,360	$ 144,934
Generator - Well #2	2024	30	$ 78,000	$ 78,000	$ 81,120	$ 84,365
Hillside Watertower Pump	2024	5	$ 3,710	$ 3,710	$ 3,858	$ 4,013
Hillside Watertower Mixer	2018	10	$ 12,000	$ 12,000	$ 12,480	$ 12,979
Hillside Watertower Paint and Refurbish	2008	30	$ 450,000	$ 450,000	$ 468,000	$ 486,720
Hillside WaterTower Wash	2008	20	$ 7,000	$ 7,000	$ 7,280	$ 7,571
Hydrant Upgrades (3 each yr)	Ongoing	50	$ 25,000	$ 25,000	$ 26,000	$ 27,040
Pick-up Truck 1/2 ton Extended Cab	2022	5	$ 9,600	$ 9,600	$ 9,984	$ 10,383
Roof on Wellhouses	2010	25	$ 21,300	$ 21,300	$ 22,152	$ 23,038
SCADA System - Software Updates	2023	7	$ 20,000	$ 20,000	$ 20,800	$ 21,632
South Water Resevoir	2022	25	$ 294,000	$ 294,000	$ 305,760	$ 317,990
Trimble (1/2)	2017	10	$ 2,600	$ 2,600	$ 2,704	$ 2,812
Utility Billing Software (1/2)	2017	10	$ 10,300	$ 10,300	$ 10,712	$ 11,140
Fixed Network collectors (Meters) x 4	2017	10	$ 29,200	$ 29,200	$ 30,368	$ 31,583
Water Meters (500 - half of system)	2017	20	$ 273,000	$ 273,000	$ 283,920	$ 295,277
Water Meters for New Development	Ongoing		$ 1,300	$ 1,300	$ 1,352	$ 1,406
Water Resevoir (100,000 Gallon) Mixer	2018	10	$ 12,000	$ 12,000	$ 12,480	$ 12,979
Water Resevoir (200,000 Gallon) Mixer	2024	10	$ 12,000	$ 12,000	$ 12,480	$ 12,979
Well #2 - Pump & Motor Service	2016	8	$ 33,000	$ 33,000	$ 34,320	$ 35,693
Well #2 VFD	2017	8	$ 7,500	$ 7,500	$ 7,800	$ 8,112
Well #3 - Pump & Motor Service	2020	8	$ 33,000	$ 33,000	$ 34,320	$ 35,693
Well #3 VFD	2018	8	$ 7,500	$ 7,500	$ 7,800	$ 8,112
Total Cash to be Spent Each Year				$ 74,300	$ 42,952	$ 39,587
Reserve Balance EOY 2023	$ 376,227					
Debt Payments				$ 246,362	$ 152,149	$ 156,345
Cost of Operations				$ 267,524	$ 275,550	$ 283,816
User Fees and Other Revenues				$ 472,350	$ 495,968	$ 520,766
Est. End of Year Reserve Fund Balance				$ 260,391	$ 285,708	$ 326,726

Actual EOY Balance

Version 02/13/2024

602 Sanitary Sewer Department - Updated 09/19/2024 - Rate 4%						
ITEM	Year of Acquisition	Useful Life	Baseline Cost Updtd2024	2024	2025	2026
Bituminous Drive/Parking Area	2006	30	$ 85,490	$ 85,490	$ 88,910	$ 92,466
Generator	1985		$ 53,000	$ 53,000	$ 55,120	$ 57,325
Influent Lift Pumps (1)	2006	15	$ 21,386	$ 21,386	$ 22,241	$ 23,131
Influent Lift Pumps (2)	2006	15	$ 21,386	$ 21,386	$ 22,241	$ 23,131
Influent Lift Pumps (3)	2006	15	$ 21,386	$ 21,386	$ 22,241	$ 23,131
Internet Computer (1)	2023	5	$ 2,100	$ 2,100	$ 2,184	$ 2,271
Jetter / Vac (Net Cost, after Trade In)	2021	10	$ 150,000	$ 150,000	$ 156,000	$ 162,240
Oxidation Ditch Drive Gears	2006	30	$ 31,930	$ 31,930	$ 33,207	$ 34,535
Perimeter Fence	2006	40	$ 33,990	$ 33,990	$ 35,350	$ 36,764
Pick-up 1 Ton Regular Cab	2022	1	0	$ -	$ -	$ -
Pumps (2) - Lift Station #1 Division St.	1999	30	$ 14,935	$ 14,935	$ 15,532	$ 16,154
Pumps (2) - Lift Station #2 Lonestone	2022	30	$ 31,827	$ 31,827	$ 33,100	$ 34,424
RAS Pumps (2)	2019	15	$ 28,644	$ 28,644	$ 29,790	$ 30,981
Reed Bed Clean-out	2006	18	$ 18,566	$ 18,566	$ 19,309	$ 20,081
Reed Bed Pump	2020	20	$ 9,785	$ 9,785	$ 10,176	$ 10,583
Roof Section A	1998	30	$ 45,288	$ 45,288	$ 47,100	$ 48,984
Roof Section B	2022	25	$ 27,800	$ 27,800	$ 28,912	$ 30,068
Roof Section C	2022	25	$ 29,300	$ 29,300	$ 30,472	$ 31,691
Roof Section D	2009	30	$ 25,065	$ 25,065	$ 26,068	$ 27,110
Roof Section E	1998	30	$ 9,079	$ 9,079	$ 9,442	$ 9,820
Roof Section F	1998	30	$ 45,529	$ 45,529	$ 47,350	$ 49,244
Roof Section G	1995	30	$ 23,423	$ 23,423	$ 24,360	$ 25,334
Scum Pump	2006	30	$ 9,785	$ 9,785	$ 10,176	$ 10,583
Televising Sewer Main	Continuous		$ 8,549	$ 8,549	$ 8,891	$ 9,247
Trimble (1/2)	2017	10	$ 2,600	$ 2,600	$ 2,704	$ 2,812
Trojan UV System	2006	23	$ 150,000	$ 150,000	$ 156,000	$ 162,240
VFD (Replace 3 every five years)	2007	20	$ 18,035	$ 18,035	$ 18,756	$ 19,507
WAS Pumps (2)	2006	30	$ 18,576	$ 18,576	$ 19,319	$ 20,092
Water Meters (500 - half of system)	2017	20	$ 273,000	$ 273,000	$ 283,920	$ 295,277
Water Meters for New Development			$ 1,250	$ 1,250	$ 1,300	$ 1,352
WWTF - Processing System	2006	25	$ 133,900	$ 133,900	$ 139,256	$ 144,826
WWTF SCADA Computers (2)	2020	7	$ 31,930	$ 31,930	$ 33,207	$ 34,535
Grit Auger and Pump	2006	30				
Grit Propeller	2006	30				
Barscreen and Compactor	2006	30				
Blowers (Kaiser - #3)	2006	30				
Automated Valves (#4)	2006	20				
Sludge Pump	2006	30				
HVAC Units (#4)	2006	30				
DO Probe and Controller(System & Electrician)	2006	25	$ 40,000			
Influent Sampler	2006	19	$ 15,000			
Effulent Sampler	2006	19	$ 15,000		$ -	$ -
Sewer Back Up Allowance		1	$ 1,000	$ 1,040	$ 1,082	$ 1,125
Total Cash to be Spent Each Year				$ 189,952	$ 28,200	$ 20,081
Reserve Balance BOY (602 and 622)	Actual	**Projected**		$ 548,674	$ 244,154	$ 226,317
Debt Service Payments				$ 548,478	$ 534,842	$ 539,678
General Fund Repayment				$ 125,000	$ -	$ -
Cost of Operations				$ 456,844	$ 470,549	$ 484,666
User Fees and Other Revenues				$ 1,015,754	$ 1,015,754	$ 1,015,754
End of Year Reserve Fund Balance	Actual	**Projected**		**$ 244,154**	**$ 226,317**	**$ 197,646**
Version 02/13/2024						

801CLK GF Reserve Fund | Clerk's Department | 41500 - 05/31/2024	Cost of Each Piece of Equipment and the Year of Replacement					
Item	Purchase Year	2024 Cost	Useful Life	2024	2025	2026
Clerk Office Furniture	2020	$ 7,200	20	$ 7,416	$ 7,638	$ 7,868
Computer Monitors (7)	2020	$ 3,000	5	$ 3,090	$ 3,183	$ 3,278
Computer Workstations (5)	2023	$ 11,500	5	$ 11,845	$ 12,200	$ 12,566
Desk Chairs (5)	2023	$ 5,500	10	$ 5,665	$ 5,835	$ 6,010
EDA/PZ Office Furniture	2006	$ 8,500	30	$ 8,755	$ 9,018	$ 9,288
File Cabinets (4)	2019	$ 3,100	20	$ 3,193	$ 3,289	$ 3,387
Finance Office Furniture	2020	$ 6,800	20	$ 7,004	$ 7,214	$ 7,431
Folding Machine	2017	$ 8,900	5	$ 8,900	$ 9,167	$ 9,442
Ipad	2023	$ 700	5	$ 721	$ 743	$ 765
Outer Office Furniture	2019	$ 1,050	20	$ 1,082	$ 1,114	$ 1,147
Printer (2 each purchase)	Various	$ 1,200	3	$ 1,236	$ 1,273	$ 1,311
Software - Accnts Rec/Payable	2020	$ 12,000	30	$ 12,360	$ 12,731	$ 13,113
Software - Capital Assets	2020	$ 12,000	30	$ 12,360	$ 12,731	$ 13,113
Software - Payroll	2020	$ 12,000	30	$ 12,360	$ 12,731	$ 13,113
Software - Utility Billing	2020	$ 12,000	30	$ 12,360	$ 12,731	$ 13,113
Window Blinds (14)	2002	$ 12,500	35	$ 12,875	$ 13,261	$ 13,659
Total Annual Budget Expense				$ 10,857	$ 5,198	$ 2,076
Allocation included in Annual Budget				$ 17,700	$ 10,000	$ 10,300
End of Year 12/31/2023 Fund Balance	$ 26,619			$ 33,462	$ 38,263	$ 46,487

801MB GF Reserve Fund | Municipal Building | 41940- 03/11/2024						
Item	Year of Acquisition	2022 Cost	Useful Life	2024	2025	2026
Council Table	2002	$ 20,000	25	$ 21,218	$ 21,855	$ 22,510
Council Chairs (11)	2002	$ 6,400	25	$ 6,790	$ 6,993	$ 7,203
Council Gallery Chairs (24)	2007	$ 2,100	20	$ 2,228	$ 2,295	$ 2,364
Fillmore Room Table	2000	$ 2,400	25	$ 2,546	$ 2,623	$ 2,701
Fillmore Room Chairs (10)	2007	$ 5,800	20	$ 6,153	$ 6,338	$ 6,528
Olmsted Room Table	1998	$ 2,400	30	$ 2,546	$ 2,623	$ 2,701
Olmsted Room Chairs (6)	2007	$ 3,500	20	$ 3,713	$ 3,825	$ 3,939
Mayor Desk & Chairs	1998	$ 4,000	30	$ 4,244	$ 4,371	$ 4,502
Blinds - North Upper Level (13)	2002	$ 9,500	20	$ 10,079	$ 10,381	$ 10,692
Carpet - North Upper Level (450 sq yds)	2001	$ 4,800	25	$ 5,092	$ 5,245	$ 5,402
Windows - Upper Level (27)	1987	$ 22,300	35	$ 23,658	$ 24,368	$ 25,099
RTU #1 - 2002 Addition	2002	$ 10,000	17	$ 10,609	$ 10,927	$ 11,255
RTU #2 - Senior Room	1995	$ 10,000	17	$ 10,609	$ 10,927	$ 11,255
RTU #3 - Council Chambers	2022	$ 10,000	17	$ 10,609	$ 10,927	$ 11,255
RTU #4 - combine with 3 Council	1995	$ 10,000	17	$ 10,609	$ 10,927	$ 11,255
RTU #5 - Front Clerk Office	2018	$ 10,000	17	$ 10,609	$ 10,927	$ 11,255
RTU #6 - Back Clerk Office	2017	$ 10,000	17	$ 10,609	$ 10,927	$ 11,255
Furnace #1 - Bsmnt West	2002	$ 6,000	25	$ 6,365	$ 6,556	$ 6,753
Furnace #2 - Bsmnt / Museum	2002	$ 6,000	25	$ 6,365	$ 6,556	$ 6,753
Furnace #3 - Mayor's Office	1995	$ 6,000	25	$ 6,365	$ 6,556	$ 6,753
Boiler - Garage Floor	2002	$ 3,500	25	$ 3,713	$ 3,825	$ 3,939
Roof Section A	2013	$ 74,000	18	$ 78,507	$ 80,862	$ 83,288
Roof Section B	2008	$ 66,000	20	$ 70,019	$ 72,120	$ 74,284
Roof Section C	2008	$ 46,000	20	$ 48,801	$ 50,265	$ 51,773
Roof Section D	2018	$ 5,400	13	$ 5,729	$ 5,901	$ 6,078
Tuckpointing/Front Steps	2001	$ 117,000	30	$ 124,125	$ 127,849	$ 131,685
Painting - Common Areas	2001	$ 12,000	20	$ 12,731	$ 13,113	$ 13,506
Toilet Fixture Maintenance (8.5)	2001	$ 4,600	25	$ 4,880	$ 5,027	$ 5,177
Tables - Senior/Common Area (10)	2004	$ -	10	$ -	$ -	$ -
Chairs - Senior/Common Area (50)	2000	$ -	10	$ -	$ -	$ -
Total Expense Budget Each Year				$ 33,949	$ 6,556	$ 10,580
Actual Cash Spent Each Year						
Annual Funding Allocation				$ 29,340	$ 30,220	$ 31,127
EOY 2023 Reserve Fund Balance	$ 81,534			$ 76,925	$ 100,590	$ 121,137

Add Museum Funds - 2025

801PD GF Reserve Fund | Police Department 42110 - 05/31/24				Cost of Each Piece of Equipment and		
ITEM	Year of Acquisition	2024 Cost	Useful Life	2024	2025	2026
AED (4)	2021	$ 9,600	15	$ 10,185	$ 10,490	$ 10,805
Body Cameras ?						
Chief Office Furniture	2020	$ 5,400	20	$ 5,729	$ 5,901	$ 6,078
Computers - Office and Squads	2023	$ 12,600	5	$ 13,367	$ 13,768	$ 14,181
Explorer Admin Vehicle 874	2013	$ 33,000	6	$ 35,010	$ 36,060	$ 37,142
Explorer Package	2014	$ 9,000	6	$ 9,548	$ 9,835	$ 10,130
Impound Lot Blacktop	2007	$ 7,500	25	$ 7,957	$ 8,195	$ 8,441
Impound Lot Fencing	2007	$ 3,900	30	$ 4,138	$ 4,262	$ 4,389
Overhead Door & Opener (2)	2002	$ 12,000	25	$ 12,731	$ 13,113	$ 13,506
Radios - Portable (6)	2020	$ 35,000	10	$ 37,132	$ 38,245	$ 39,393
Radios - Squad (4)	2009	$ 5,300	15	$ 5,623	$ 5,791	$ 5,965
Speedboard	2003	$ 7,800	20	$ 8,275	$ 8,523	$ 8,779
Squad Car 1 872	2017	$ 48,010	5	$ 48,010	$ 49,450	$ 50,934
Squad Car 2 873	2018	$ 48,010	5	$ 48,010	$ 49,450	$ 50,934
Squad Package 1	2017	$ 22,640	5	$ 22,640	$ 23,319	$ 24,019
Squad Package 2	2018	$ 22,640	5	$ 22,640	$ 23,319	$ 24,019
Squad Room Furniture	2006	$ 8,500	20	$ 9,018	$ 9,288	$ 9,567
Tasers (6)	2015	$ 7,800	6	$ 8,275	$ 8,523	$ 8,779
Total Expenditure Budget each year				$ 76,273	$ 83,260	$ 47,271
Allocation included in Annual Budget				$ 36,810	$ 37,914	$ 39,052
EOY 12/31/2023 Balance	$ 198,878					
End of Year Fund Balance Estimate				$ 159,415	$ 114,070	$ 105,850

801SEQ GF eserve Fund | Street Department | 43100- 09/11/2024	Cost of Each Piece of Equipment and the Year of Replacement					
Item	Year of Acquisition	Useful Life	2024 Cost	2024	2025	2026
Bucket Truck	2013	10	$ 36,071	$ 36,071	$ 37,153	$ 38,268
Building - Greenway				$ -	$ -	$ -
Building - Ready Mix				$ -		
Bulk Fuel Tank System	2024	25	$ 13,000	$ 13,000	$ 13,520	$ 14,061
Bulk Fuel Tank - Fill-Rite Mng System	2024	7	$ 7,000	$ 7,000	$ 7,280	$ 7,571
Carpet 20 sq yds	2002	20	$ 29	$ 29	$ 30	$ 31
City Car	2024	5	$ 20,000	$ 20,000	$ 20,800	$ 21,632
Dump Truck (net Cost)	2011	15	$ 245,000	$ 245,000	$ 254,800	$ 264,992
Dump Truck (Net Cost)	2021	15	$ 245,000	$ 245,000	$ 254,800	$ 264,992
Durapatcher	2020	10	$ 7,957	$ 7,957	$ 8,275	$ 8,606
Flusher (1990 model)	2009	10	$ 60,000	$ 60,000	$ 62,400	$ 64,896
Front End Loader (Net Cost)	2021	3	$ 40,000	$ 44,106	$ 45,870	$ 47,705
Grapple	2021	12	$ 9,124	$ 9,124	$ 9,489	$ 9,869
Heating System - 4th St. Bldng		20		$ -	$ -	$ -
John Deere Gator	2022	12	$ 8,000	$ 8,487	$ 8,826	$ 9,180
Lighting System - 4th St. Bldng	2014	20	$ 3,275	$ 3,275	$ 3,406	$ 3,542
MX 68 Router/Firewall, Access Point/UPS	2023	5	$ 6,578	$ 6,578	$ 6,841	$ 7,115
Office Chair	2007	7	$ 530	$ 530	$ 551	$ 573
Office Computer	2023	4	$ 2,100	$ 2,100	$ 2,184	$ 2,271
Office Desk / Credenza	2006	20	$ 2,546	$ 2,546	$ 2,648	$ 2,754
Overhead Door Openers - 4th St.	2007	20	$ 1,500	$ 1,500	$ 1,560	$ 1,622
Overhead Doors (3) 4th St. Bldng	2007	20	$ 7,000	$ 7,000	$ 7,280	$ 7,571
Pick-up Truck 1 ton Regular cab	2022	5	$ 12,000	$ 12,000	$ 12,480	$ 12,979
Plow Equipment for pickup (1)	2021	10	$ 10,609	$ 10,609	$ 11,033	$ 11,475
Plow Equipment for pickup (1)	2022	10	$ 10,609	$ 10,609	$ 11,033	$ 11,475
Printer	2022	4	$ 371	$ 371	$ 386	$ 401
Property - Ready Mix				$ -	$ -	$ -
Radios (5)		15		$ -	$ -	$ -
Roof - 4th Street Building		20	$ 18,035	$ 18,035	$ 18,756	$ 19,507
Service Doors (2) - 4th St. Bldng	2019	20	$ 6,365	$ 6,365	$ 6,620	$ 6,884
Sno-Go Snow Blower (Net Cost)	2010	20	$ 20,000	$ 20,000	$ 20,800	$ 21,632
Snow Pusher	2018	6	$ 40,000	$ 40,000	$ 41,600	$ 43,264
Street Sweeper (Net Cost)	2017	6	$ 129,000	$ 129,000	$ 134,160	$ 139,526
ToolCat (Net Cost)	2022	3	$ 18,200	$ 18,200	$ 18,928	$ 19,685
ToolCat Broom	2019	9	$ 2,864	$ 2,864	$ 2,979	$ 3,098
ToolCat Brushcat	2015	12	$ 6,047	$ 6,047	$ 6,289	$ 6,540
ToolCat Forks & Bucket	2015	12	$ 2,122	$ 2,122	$ 2,207	$ 2,295
ToolCat Sander	2021	6	$ 2,652	$ 2,652	$ 2,758	$ 2,868
ToolCat Snowblower	2015	9	$ 3,000	$ 3,000	$ 3,120	$ 3,245
Tuckpointing - 4th St. Bldng		20		$ -	$ -	$ -

Total Expense Budget Each Year					$ 246,657	$ 106,319
Acutal Cash Spent Each Year						
Annual Funding Allocation				$ 79,600	$ 95,520	$ 114,624
EOY 2023 Reserve Fund Balance			**$ 165,962**	**$ 245,562**	**$ 94,425**	**$ 102,730**

801CD Civil Defense						
Item	Year of Acquisition	Useful Life	2024 Cost	2024	2025	2026
Outdoor Siren	1993	30	$ 20,000	$ 20,000	$ 20,800	$ 21,632
Controller	2012	30	$ 16,500	$ 16,500	$ 17,160	$ 17,846
Outdoor Siren	1995	30	$ 20,000	$ 20,000	$ 20,800	$ 21,632
Controller	2012	30	$ 16,500	$ 16,500	$ 17,160	$ 17,846
Outdoor Siren	1998	30	$ 20,000	$ 20,000	$ 20,800	$ 21,632
Controller	2012	30	$ 16,500	$ 16,500	$ 17,160	$ 17,846

Outdoor Siren	2009	30	$ 20,000	$ 20,000	$ 20,800	$ 21,632
Controller	2012	30	$ 16,500	$ 16,500	$ 17,160	$ 17,846
Total Expense Budget Each Year				$ -	$ -	$ -
Acutal Cash Spent Each Year				$ -		
Annual Funding Allocation				$ 2,000	$ 2,400	$ 2,880
EOY 2023 Reserve Fund Balance			**$ 29,108**	**$ 31,108**	**$ 33,508**	**$ 36,388**

Version 0213/2024

801SMT GF Reserve Fund | Street Department | 43100- Need to Create	Cost of Annual Street Maintenance - Overlay - Chip Sealing - Sidewalks					
Item	Year of Acquisition	Useful Life	2024 Cost	2024	2025	2026
Annual Overlay						
Annual ChipSealing						
Annual Sidewalk Maintenance						
Street Project (New)						

801SP GF Reserve Fund | Swimming Pool 45124- 06/04/24					Cost of Each Piece of Eq	
ITEM	Year of Acquisition	2024 Cost	Useful Life	2024	2025	2026
Computers (2 Quantity) (Cost Each)	2018	$ 1,500	8	$ 3,000	$ 3,090	$ 3,183
Concession Table (6 Quantity)(Cost Each)	2018	$ 1,500	15	$ 9,000	$ 9,270	$ 9,548
Diving Board	2018	$ 4,000	10	$ 4,000	$ 4,120	$ 4,244
Electronics	2018	$ 8,500	15	$ 8,500	$ 8,755	$ 9,018
Fence	2018	$ 25,000	30	$ 25,000	$ 25,750	$ 26,523
Filter Sand	2018	$ 5,000	10	$ 5,000	$ 5,150	$ 5,305
Freezer	2018	$ 1,500	10	$ 1,500	$ 1,545	$ 1,591
Furniture	2018	$ 16,000	10	$ 16,000	$ 16,480	$ 16,974
Irrigation System	2018	$ 5,000	15	$ 5,000	$ 5,150	$ 5,305
Ladders (5 Quantity) (Cost Each)	2018	$ 1,700	15	$ 8,500	$ 8,755	$ 9,018
Lights (5 Quantity)(Cost Each)	2018	$ 10,400	25	$ 52,000	$ 53,560	$ 55,167
Plaster and Tile	2018	$ 76,000	18	$ 76,000	$ 78,280	$ 80,628
Pool Filters (2 Quantity) (Cost Each)	2018	$ 11,000	20	$ 22,000	$ 22,660	$ 23,340
Pool Heater	2021	$ 36,150	10	$ 36,150	$ 37,235	$ 38,352
Pumps (4 Quantity)(Cost Each)	2018	$ 6,000	15	$ 24,000	$ 24,720	$ 25,462
Refridgerator	2018	$ 1,500	10	$ 1,500	$ 1,545	$ 1,591
Resin Floor	2018	$ 28,400	20	$ 28,400	$ 29,252	$ 30,130
Roof	2018	$ 42,000	30	$ 42,000	$ 43,260	$ 44,558
Shade Structures	2018	$ 24,500	15	$ 24,500	$ 25,235	$ 25,992
Slide	2018	$ 100,000	30	$ 100,000	$ 103,000	$ 106,090
Toilets and Sinks	2018	$ 5,000	20	$ 5,000	$ 5,150	$ 5,305
Water Heater	2018	$ 9,500	15	$ 9,500	$ 9,785	$ 10,079
Zip Line	2018	$ 20,700	10	$ 20,700	$ 21,321	$ 21,961
Total Expenditure Budget each year				$ -	$ -	$ 3,183
Allocation included in Annual Budget				$ -	$ 12,500	$ 13,750
EOY 12/31/2023 Balance	$ 107,336					
End of Year Fund Balance Estimate				$ 107,336	$ 119,836	$ 130,403

801PRK GF Reserve Fund | Park Department 45200 - 03/26/2024

Item	Year of Acquisition	2024 Cost	Useful Life	2024	2025	2026
Pick-up Truck / Dump Box & Tommy Lift	2022	$ 63,860	10	$ 63,860	$ 66,414	$ 69,071
60" Belly Mower - Tractor	2022	$ 11,000	4	$ 11,330	$ 11,783	$ 12,255
City Point of Entry Signs	1997	$ 18,000	30	$ 18,000	$ 18,720	$ 19,469
John Deere Rotary Tiller	2022	$ 3,500	12	$ 3,605	$ 3,749	$ 3,899
Lawn Sprayer FIMCO	2023	$ 1,000	5	$ 1,030	$ 1,071	$ 1,114
Ventrac Mower	2024	$ 32,000	4	$ 32,960	$ 34,278	$ 35,650
Skate Park and all walking paths - Seal Coating	2023	$ 15,000	4	$ 15,000	$ 15,600	$ 16,224
Skate Park and all walking paths - Crack Filling	2022	$ 10,000	4	$ 10,000	$ 10,400	$ 10,816
City Park						
Bandshell	1999	$ 176,000	30	$ 176,000	$ 183,040	$ 190,362
Picnic Tables (50) ($1,000 each)	2015	$ 5,000	20	$ 5,000	$ 5,200	$ 5,408
Play area Groundcover	2007	$ 19,000	15	$ 19,000	$ 19,760	$ 20,550
Playground Equipment	2004	$ 93,000	30	$ 93,000	$ 96,720	$ 100,589
Visitor Center - Remodel for ADA	1999	$ 55,000	30	$ 55,000	$ 57,200	$ 59,488
Mill Creek Park						
Concession/Storage Shell/Shelter	2023	$ 54,000	25	$ 54,000	$ 56,160	$ 58,406
Fishing Pier	2016	$ 72,000	20	$ 72,000	$ 74,880	$ 77,875
Hockey Boards - Improvements	2014	$ 57,000	20	$ 57,000	$ 59,280	$ 61,651
Lights				$ -	$ -	$ -
Parking Lot	2023	$ 8,000	10	$ 8,000	$ 8,320	$ 8,653
Playground Equipment	2000	$ 57,000	30	$ 57,000	$ 59,280	$ 61,651
Point of Entry Signs	2007	$ 12,000	30	$ 12,000	$ 12,480	$ 12,979
Skatepark Equipment/Fence	2004	$ 35,000	25	$ 35,000	$ 36,400	$ 37,856
Warming House	2022	$ 10,000	20	$ 10,000	$ 10,400	$ 10,816
Groen Park						
Entrance Sign	2005	$ 12,000	30	$ 12,000	$ 12,480	$ 12,979
Groen Park Pedestrian Bridge	2024	$ 75,000	30	$ 75,000	$ 78,000	$ 81,120
Parking Lot - Overlay	2022	$ 8,000	10	$ 8,000	$ 8,320	$ 8,653
Shelter	2004	$ 35,000	30	$ 35,000	$ 36,400	$ 37,856
Shelter Concrete	2004	$ 16,000	30	$ 16,000	$ 16,640	$ 17,306
Lonestone Park						
Playground Equipment	2022	$ 57,000	30	$ 57,000	$ 59,280	$ 61,651
Play area Groundcover	2022	$ 3,100	30	$ 3,100	$ 3,224	$ 3,353
Shady Oak Park						
Playground Equipment		$ 30,000	30	$ 30,000	$ 31,200	$ 32,448
Total Expense Budget Each Year						$ 23,071
Actual Cash Spent Each Year						
Annual Funding Allocation				$ 46,350	$ 49,131	$ 52,079
EOY 2023	$ 53,950			$ 100,300	$ 149,431	$ 178,440

No currect replacement scheduled.

Notes:

Priority for improvements to Shade Oak Park, apply for grants for Playground, Shelter, Sidewalks, and Tables.

Consider sale of Floyd Mowhawk Park - remove outdated equipment.

When Tuppers Goose needs replacement consider replacing with just sculpture, rather than a water feature.

801IT GF Reserve Fund | Technology Equipment | 49950 - 04/03/2024						Cost of Each Piece of E	
ITEM	Purchase Year	2023 Cost	Useful Life	2023	2024	2025	2026
Firewall - Main - Meraki MX95 Router	2022	$ 15,500	5	$ 15,500	$ 15,965	$ 16,444	$ 16,937
Firewall - PD Cisco FirePower 1010	2022	$ 6,200	5	$ 6,200	$ 6,386	$ 6,578	$ 6,775
Server - Hyper V16 ProLiant ML 350	2023	$ 21,320	5	$ 21,320	$ 21,960	$ 22,618	$ 23,297
Switches - Network - City Hall top, bottom & Training Room	2020	$ 18,500	6	$ 18,500	$ 19,055	$ 19,627	$ 20,215
Wireless Access Points (5) Each	Ongoing	$ 1,550	4	$ 1,550	$ 1,597	$ 1,644	$ 1,694
Telephone System	2020	$ 27,000	15	$ 27,000	$ 27,810	$ 28,644	$ 29,504
Encoder - Granicus		$ 6,200	5	$ 6,200	$ 6,386	$ 6,578	$ 6,775
iPads (10 - Mayor/Council/Attorney, J,K,B (Two per year)	Ongoing	$ 3,000		$ 3,000	$ 3,090	$ 3,183	$ 3,278
Website Cost		$ 4,100		$ 4,100	$ 4,223	$ 4,350	$ 4,480
License Renewals	Ongoing	$ 3,000		$ 3,000	$ 3,090	$ 3,183	$ 3,278
				$ -	$ -	$ -	$ -
				$ -	$ -	$ -	$ -
Total Expense Budget Each Year					$ 12,206	$ 10,715	$ 24,696
Annual Funding Allocation					$ 24,102	$ 24,825	$ 25,570
End of Year Balance 12/31/2023				$ 14,305	$ 26,202	$ 40,311	$ 41,186

The Reserve Fund Allocation is the sum of all Shared Technology budgets throughout the organization plus $2,000 from Clerk Dept.